

# ALESSA

ALESSA/1 500 – CV

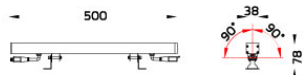
LINEAR LIGHT | WALL SURFACE LIGHT



LAST UPDATE: 25-08-2025



Alessa is a small sized low voltage supplied range of LED wall washer. Installation on site is simplified by using splash proof in and out connection cables. The adjustable mounting brackets allow fine tuning of the light direction. The small overall dimension allows unobtrusive installation on many different surfaces including niches. The RGBW version is controllable utilizing DMX-RDM and the monochromatic version is optionally controllable with a DALI system. The housing is made of high-corrosion resistant aluminum with low copper content. High ambient temperature rating and high resistance against water ingress make Alessa useable in many countries and applications.



## Technical Data



Ordering Code :	8050-H-2-003-A2
Lamp :	LED
Beam :	50°/14°
CCT :	3000 K
CRI :	CRI >80
SDCM :	SDCM = 5
Luminaire Lumen :	990 lm
Luminaire Wattage :	12 W
Efficacy :	82 lm/W
Ambient Temperature :	50°C
Lumen Maintenance	L70 >50,000 h (@25°C)
Controller :	Remote
Input Voltage :	24Vdc
Net Weight :	- kg.

### Ordering code guide

XXXX-X-X-XXX-XX  
A B C D E

A Product Code  
B Reflector  
C Electrical Component  
D Lamp  
E Color




Icon definition

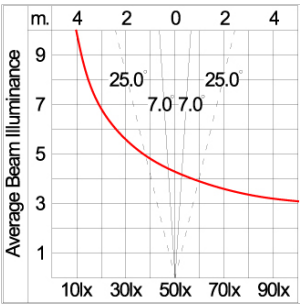
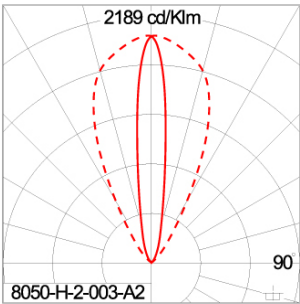
\*Due to the constancy of product development, we reserve the right to alter all specification without prior notice.

Unilamp Co., Ltd.  
461 Ramintra Road, Kannayao, Bangkok 10230 Thailand  
Tel : +66[0]2 943 2420-1, +66[0]2 946 4170-1  
Fax : +66[0]2 943 2419  
online@unilamp.co.th  
www.unilamp.co.th

#### Specification

IEC Standard	IEC 60598-1 General Requirement IEC 60598-2-1 Fixed Luminaires
Protection	IP66 Class III
IK Rating	Protection against mechanical impact IK06
Luminaires Body Housing	Extruded 6063 aluminum body with minimal copper content for corrosion resistance.
Coating Process	Aluminum anodizing with a durable oxide layer for enhanced surface protection.
Diffuser	Impact-resistant tempered glass designed for high-temperature environments. Seamless flush glass design prevents dust and water accumulation.
Lens	Optically engineered molded PMMA lens designed for multiple light distribution needs.
Adjustable Optic	Adjustable-arm wall mount for optimized directional lighting.
Gasket	Advanced post-cured silicone gasket offering superior weather and thermal resistance [-40°C to +200°C].
External Screws	Durable stainless steel screws with anti-corrosion grease for extended lifespan.
Cable Entry	M20 cable gland for secure cable entry, compatible with H05RN-F/H07RN-F cables (7-13mm).
Led	Premium LED module with top-tier chips, mounted on MCPCB for heat efficiency.
Driver	Driver not included, must be purchased separately.
Internal Wire	Reliable silicone-insulated tinned copper internal wire, designed for -40°C to +180°C.
Pre-Wire Cable	Short pre-wired in/out cable 2x1 sqmm. IP67 connector designed for durable and secure cable connections.
Caution	Installation must be performed as per the provided installation instructions.
Color	 Graphite A2

#### Light Distribution



\*Due to the constancy of product development,  
we reserve the right to alter all specification  
without prior notice.

# ALESSA

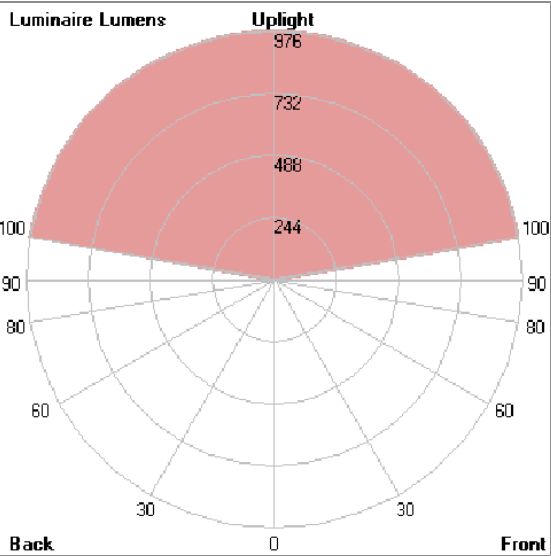
ALESSA/1 500 – CV

LINEAR LIGHT | WALL SURFACE LIGHT



LAST UPDATE: 25-08-2025

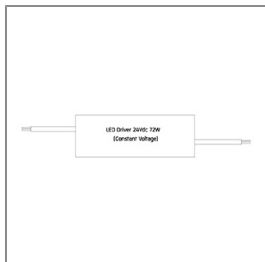
## Bug Report



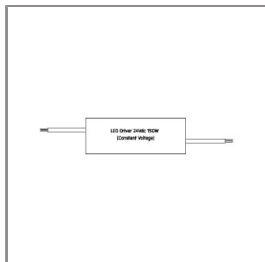
Lum. Classification System (LCS)				
LCS	Zone	%Lumens	%Lamp	%Lum
FL	[0-30]	1.8	0.2	0.2
FM	[30-60]	2.7	0.3	0.3
FH	[60-80]	1.8	0.2	0.2
FVH	[80-90]	1.1	0.1	0.1
BL	[0-30]	1.8	0.2	0.2
BM	[30-60]	2.7	0.3	0.3
BH	[60-80]	1.8	0.2	0.2
BVH	[80-90]	1.1	0.1	0.1
UL	[90-100]	3.0	0.3	0.3
UH	[100-180]	975.9	98.6	98.2
Total		993.7	100.5	100.0
BUG Rating		B0-U4-G0		

\*Due to the constancy of product development,  
we reserve the right to alter all specification  
without prior notice.

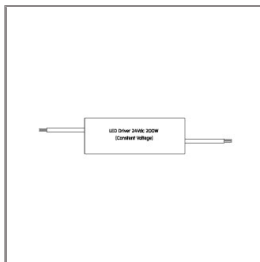
#### Accessories



Ordering Code:  
AUN-DRG-0027-00  
LED constant voltage  
driver, 24VDC, 72W



Ordering Code:  
AUN-DRG-0011-00  
LED constant voltage  
driver, 24VDC, 150W



Ordering Code:  
AUN-DRG-0024-00  
LED constant voltage  
driver, 24VDC, 200W



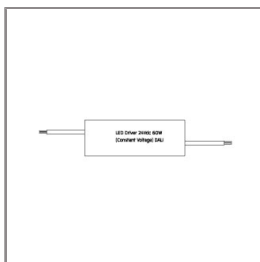
Ordering Code:  
ATR-CON-0005-00  
Connector end cap



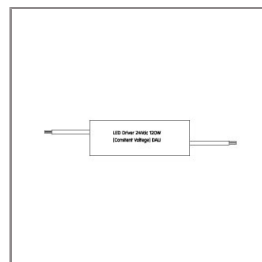
Ordering Code:  
ATR-CAB-0007-00  
Feed in cable 2x1sqmm, L=  
1000mm, for  
monochromatic luminaire



Ordering Code:  
ATR-CAB-0008-00  
Jumper cable 2x1sqmm, L=  
1000mm, for  
monochromatic luminaire ,  
for longer distance  
between two luminaires



Ordering Code:  
AUN-DRG-0022-00  
LED constant voltage  
driver, 24VDC, 60W, DALI



Ordering Code:  
AUN-DRG-0023-00  
LED constant voltage  
driver, 24VDC, 120W, DALI