

ALESSA

ALESSA 500 – CV

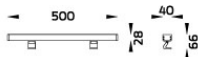
LINEAR LIGHT



LAST UPDATE: 10-05-2024



Alessa is a small sized low voltage supplied range of LED wall washer. Installation on site is simplified by using splash proof in and out connection cables. The adjustable mounting brackets allow fine tuning of the light direction. The small overall dimension allows unobtrusive installation on many different surfaces including niches. The RGBW version is controllable utilizing DMX-RDM and the monochromatic version is optionally controllable with a DALI system. The housing is made of high-corrosion resistant aluminum with low copper content. High ambient temperature rating and high resistance against water ingress make Alessa useable in many countries and applications.



Technical Data



Ordering Code :	8018-D-2-003-XX
Lamp :	LED
Beam :	60°
CCT :	3000 K
CRI :	CRI >80
SDCM :	SDCM = 5
Luminaire Lumen :	930 lm
Luminaire Wattage :	12 W
Efficacy :	77 lm/W
Ambient Temperature :	50°C
Lumen Maintenance	L90 >60,500 h (@25°C)
Controller :	Remote
Input Voltage :	24Vdc
Net Weight :	2.50 kg.

Ordering code guide

XXXX-X-X-XXX-XX
A B C D E

A Product Code
B Reflector
C Electrical Component
D Lamp
E Color




Icon definition

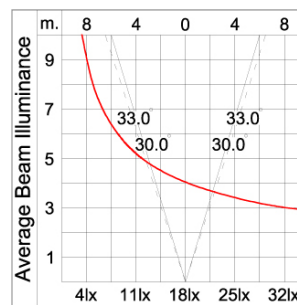
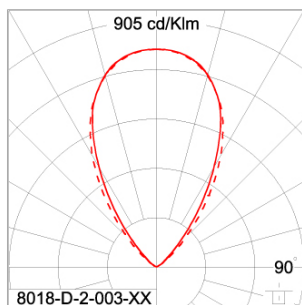
*Due to the constancy of product development,
we reserve the right to alter all specification
without prior notice.

Unilamp Co., Ltd.
461 Ramintra Road, Kannayao, Bangkok 10230 Thailand
Tel : +66[0]2 943 2420-1, +66[0]2 946 4170-1
Fax : +66[0]2 943 2419
online@unilamp.co.th
www.unilamp.co.th

Specification

IEC Standard	IEC 60598-1 General Requirement IEC 60598-2-1 Fixed Luminaires
Protection	IP66 Class III
IK Rating	Protection against mechanical impact IK04
Luminaires Body Housing	Extruded Aluminum 56063 alloy body with low copper content.
Coating Process	Aluminum anodizing in which aluminum products surface are coated using a wear-resistant oxide layer.
Diffuser	Impact resistant safety tempered glass cover. Able to withstand the temperature up to 250°C. Glass flushes to the front cover, no accumulation of dust and water.
Lens	Molded PMMA lens from renowned manufacturers in various light distribution patterns.
Adjustable Optic	Wall mount with adjustable arms.
Gasket	Post-cured treated silicone gasket. Temperature and weather resistant. Working temperature -40°C to +200°C.
External Screws	External screws are in stainless steel with protection grease.
Cable Entry	Cable entry protected by M20 cable gland. To be used with H05RN-F/ H07RN-F cable with 7-13mm. diameter.
LED	High efficiency LED module utilized chips from world renowned manufacturer. Assembled on MCPCB and mounted on to heat conductive material.
Driver	Driver is not included and has to be ordered separately.
Internal Wire	Tinned copper conductor with silicone insulated internal wire. IMQ approved. Working temperature -40°C to +180°C.
Pre-Wire Cable	Pre-wired with short in and out 2x1 sqmm cable. Connection provided with IP67 watertight connecting device.
Caution	Installation work has to be carried on according to the enclosed installation manual.
Color	 Graphite A2

Light Distribution



ALESSA

ALESSA 500 – CV

LINEAR LIGHT

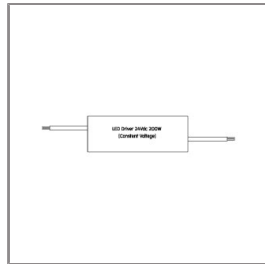


LAST UPDATE: 10-05-2024

Accessories



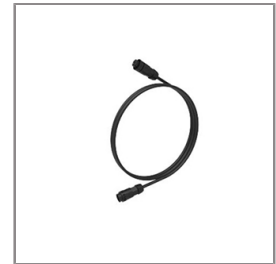
Ordering Code:
AUN-DRG-0011-00
LED Constant Voltage
Driver 24Vdc 150W.



Ordering Code:
AUN-DRG-0024-00
LED Constant Voltage
Driver 24Vdc 200W.



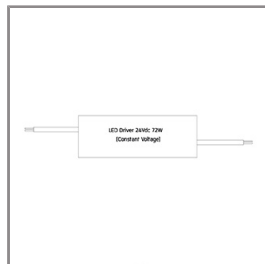
Ordering Code:
ATR-CAB-0002-00
Feed in cable L = 1000mm
2x1sqmm suitable for
monochromatic luminaire.




Ordering Code:
ATR-CAB-0003-00
Jumper cable L = 1000mm
2x1sqmm for longer
distance between two
luminaires.



Ordering Code:
ATR-CON-0001-00
Connector end cap.



Ordering Code:
AUN-DRG-0027-00
LED Constant Voltage
Driver 24Vdc 72W.



Ordering Code:
AUN-GSH-0045-01
Glare shield visor