

# CAP

## MINI CAP – SHORT BOLLARD ROOT BASE MOUNT CVDA

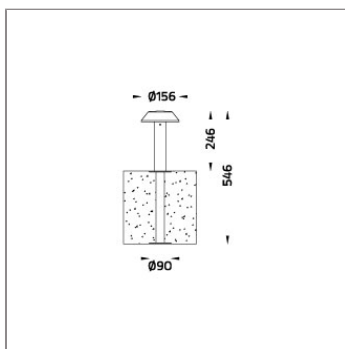
### BOLLARD



LAST UPDATE: 18-06-2024



The CAP range is a fresh range of bollards and low mounted pole lights. Designed from scratch with the latest lighting requirements in mind. The highly efficient LEDs are shielded and emit no upward light. The light engine features great color consistency, excellent color rendering index and dimming options. Specification grade optics make the medium sized version a highly competitive lighting tool for demanding professional lighting tasks. With its compact dimensions the small sized CAP is a smart solution for residential lighting projects. Regardless of size the prewired supply cable, numerous mounting solutions and minimized amount of screws assure a simplified installation process.



### Technical Data



|                       |                  |
|-----------------------|------------------|
| Ordering Code :       | 7878-0-7-700-XX  |
| Lamp :                | LED              |
| CCT :                 | 4000 K           |
| CRI :                 | CRI >80          |
| SDCM :                | SDCM = 3         |
| Lamp Lumen :          | 840 lm           |
| Luminaire Lumen :     | 720 lm           |
| Lamp Wattage :        | 4.8 W[24Vdc]     |
| Luminaire Wattage :   | 4.8 W            |
| Efficacy :            | 150 lm/W         |
| Ambient Temperature : | 50°C             |
| Lumen Maintenance     | L70B10 >60,000 h |
| Controller :          | Remote           |
| Input Voltage :       | 24Vdc            |
| Net Weight :          | - kg.            |

#### Ordering code guide

XXXX-X-X-XXX-XX  
A B C D E

- A Product Code
- B Reflector
- C Electrical Component
- D Lamp
- E Color



Icon definition

\*Due to the constancy of product development, we reserve the right to alter all specification without prior notice.

Unilamp Co., Ltd.  
461 Ramintra Road, Kannayao, Bangkok 10230 Thailand  
Tel : +66[0]2 943 2420-1, +66[0]2 946 4170-1  
Fax : +66[0]2 943 2419  
online@unilamp.co.th  
www.unilamp.co.th

# CAP

## MINI CAP – SHORT BOLLARD ROOT BASE MOUNT CVDA BOLLARD

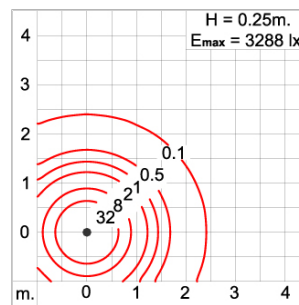
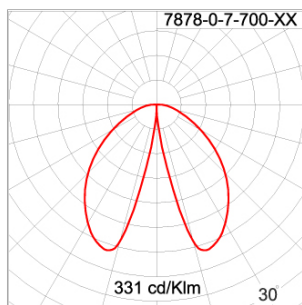


LAST UPDATE: 18-06-2024

### Specification

|                         |   |  |          |  |             |  |              |  |                    |  |          |  |                 |
|-------------------------|---|--|----------|--|-------------|--|--------------|--|--------------------|--|----------|--|-----------------|
| IEC Standard            | IEC 60598-1 General Requirement<br>IEC 60598-2-1 Fixed Luminaires   |  |          |  |             |  |              |  |                    |  |          |  |                 |
| Protection              | IP66 Class I  |  |          |  |             |  |              |  |                    |  |          |  |                 |
| IK Rating               | Protection against mechanical impact IK08 on body.  |  |          |  |             |  |              |  |                    |  |          |  |                 |
| Luminaires Body Housing | High-pressure die cast aluminum alloy body and components.<br>Extruded aluminum 56063 alloy body with low copper content.   |  |          |  |             |  |              |  |                    |  |          |  |                 |
| Coating Process         | Nano Ceramic surface conversion, resistant to corrosive environment. Luminaire primarily coated with epoxy resin and top coated with UV stabilized polyester powder and cured in digital temperature controlled chamber at 200°C.                         |  |          |  |             |  |              |  |                    |  |          |  |                 |
| Diffuser                | Impact resistant safety tempered glass cover. Able to withstand the temperature up to 250°C.  |  |          |  |             |  |              |  |                    |  |          |  |                 |
| Gasket                  | Post-cured treated silicone gasket. Temperature and weather resistant. Working temperature -40°C to +200°C.   |  |          |  |             |  |              |  |                    |  |          |  |                 |
| External Screws         | External screws are in stainless steel with protection grease.  |  |          |  |             |  |              |  |                    |  |          |  |                 |
| Cable Entry             | Cable entry protected by M16 cable gland. To be used with HO5RN-F/ HO7RN-F cable with 5-10mm. diameter.   |  |          |  |             |  |              |  |                    |  |          |  |                 |
| Led                     | High efficiency LED module utilized chips from world renowned manufacturer. Assembled on MCPCB and mounted on to heat conductive material.  |  |          |  |             |  |              |  |                    |  |          |  |                 |
| Driver                  | Driver is not included and has to be ordered separately.  |  |          |  |             |  |              |  |                    |  |          |  |                 |
| Internal Wire           | Tinned copper conductor with silicone insulated internal wire. IMQ approved. Working temperature -40°C to +180°C.   |  |          |  |             |  |              |  |                    |  |          |  |                 |
| Pre-Wire Cable          | Pre-wired with 5-core cable for power (3x1 sqmm.) and dimming signal (2x0.35 sqmm.).<br>Equipped with anti-humidity kit.  |  |          |  |             |  |              |  |                    |  |          |  |                 |
| Caution                 | Installation work has to be carried on according to the enclosed installation manual.<br>The water drainage system must be tested to ensure that it is working sufficiency and efficiency.  |  |          |  |             |  |              |  |                    |  |          |  |                 |
| Color                   | <table><tr><td></td><td>Black 01</td></tr><tr><td></td><td>Graphite 02</td></tr><tr><td></td><td>Dark Grey 03</td></tr><tr><td></td><td>Aluminum Silver 04</td></tr><tr><td></td><td>White 06</td></tr><tr><td></td><td>Wooden Brown 07</td></tr></table> |  | Black 01 |  | Graphite 02 |  | Dark Grey 03 |  | Aluminum Silver 04 |  | White 06 |  | Wooden Brown 07 |
|                         | Black 01  |  |          |  |             |  |              |  |                    |  |          |  |                 |
|                         | Graphite 02   |  |          |  |             |  |              |  |                    |  |          |  |                 |
|                         | Dark Grey 03  |  |          |  |             |  |              |  |                    |  |          |  |                 |
|                         | Aluminum Silver 04  |  |          |  |             |  |              |  |                    |  |          |  |                 |
|                         | White 06  |  |          |  |             |  |              |  |                    |  |          |  |                 |
|                         | Wooden Brown 07   |  |          |  |             |  |              |  |                    |  |          |  |                 |

### Light Distribution



\*Due to the constancy of product development,  
we reserve the right to alter all specification  
without prior notice.

Unilamp Co., Ltd.  
461 Ramintra Road, Kannayao, Bangkok 10230 Thailand  
Tel : +66(0)2 943 2420-1, +66(0)2 946 4170-1  
Fax : +66(0)2 943 2419  
online@unilamp.co.th  
www.unilamp.co.th

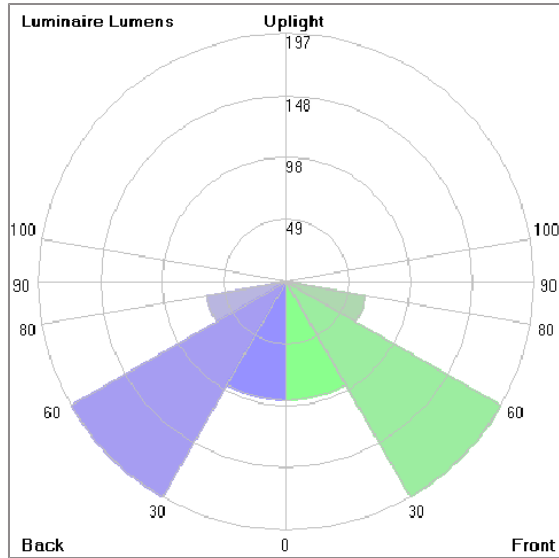
# CAP

## MINI CAP – SHORT BOLLARD ROOT BASE MOUNT CVDA BOLLARD



LAST UPDATE: 18-06-2024

### Bug Report



### Lum. Classification System [LCS]

| LCS        | Zone      | %Lumens  | %Lamp | %Lum  |
|------------|-----------|----------|-------|-------|
| FL         | [0-30]    | 94.0     | 11.2  | 13.0  |
| FM         | [30-60]   | 196.9    | 23.4  | 27.3  |
| FH         | [60-80]   | 63.8     | 7.6   | 8.9   |
| FVH        | [80-90]   | 5.3      | 0.6   | 0.7   |
| BL         | [0-30]    | 94.0     | 11.2  | 13.0  |
| BM         | [30-60]   | 196.9    | 23.4  | 27.3  |
| BH         | [60-80]   | 63.8     | 7.6   | 8.9   |
| BVH        | [80-90]   | 5.3      | 0.6   | 0.7   |
| UL         | [90-100]  | < 0.05   | 0.0   | 0.0   |
| UH         | [100-180] | 0.0      | 0.0   | 0.0   |
| Total      |           | 720.0    | 85.6  | 100.0 |
| BUG Rating |           | BO-U1-G0 |       |       |

\*Due to the constancy of product development,  
we reserve the right to alter all specification  
without prior notice.

# CAP

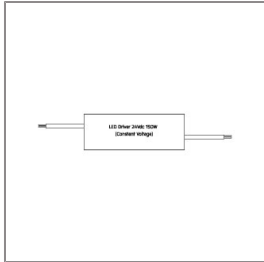
## MINI CAP – SHORT BOLLARD ROOT BASE MOUNT CVDA

### BOLLARD



LAST UPDATE: 18-06-2024

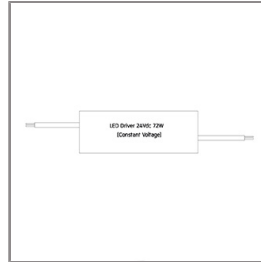
#### Accessories



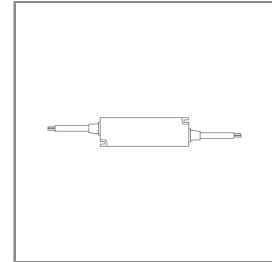
Ordering Code:  
AUN-DRG-0011-00  
LED constant voltage  
driver, 24VDC, 150W



Ordering Code:  
AUN-CON-0014-00  
IP68 connection device,  
cable diameter 8-12.5mm,  
1-10V or DALI



Ordering Code:  
AUN-DRG-0027-00  
LED constant voltage  
driver, 24VDC, 72W



Ordering Code:  
AUN-DRG-0118-00  
LED constant voltage  
driver, 24VDC, 30W

\*Due to the constancy of product development,  
we reserve the right to alter all specification  
without prior notice.