

CAP

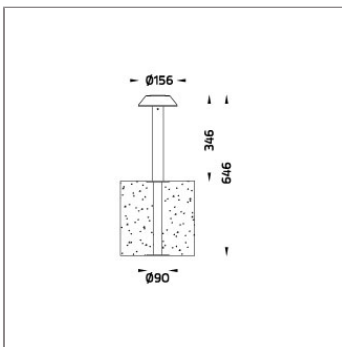
MINI CAP – BOLLARD ROOT MOUNT BASE BOLLARD



LAST UPDATE: 18-06-2024



The CAP range is a fresh range of bollards and low mounted pole lights. Designed from scratch with the latest lighting requirements in mind. The highly efficient LEDs are shielded and emit no upward light. The light engine features great color consistency, excellent color rendering index and dimming options. Specification grade optics make the medium sized version a highly competitive lighting tool for demanding professional lighting tasks. With its compact dimensions the small sized CAP is a smart solution for residential lighting projects. Regardless of size the prewired supply cable, numerous mounting solutions and minimized amount of screws assure a simplified installation process.



Technical Data



Ordering Code :	7877-0-3-575-XX
Lamp :	LED
CCT :	3000 K
CRI :	CRI >80
SDCM :	SDCM = 3
Lamp Lumen :	780 lm
Luminaire Lumen :	670 lm
Lamp Wattage :	4.8 W
Luminaire Wattage :	7 W
Efficacy :	95 lm/W
Ambient Temperature :	40°C
Lumen Maintenance	L70B10 >60,000 h
Controller :	On-Off
Input Voltage :	220-240Vac 50/60Hz
Net Weight :	- kg.

Ordering code guide

XXXX-X-X-XXX-XX
A B C D E

- A Product Code
- B Reflector
- C Electrical Component
- D Lamp
- E Color



Icon definition

*Due to the constancy of product development, we reserve the right to alter all specification without prior notice.

Unilamp Co., Ltd.
461 Ramintra Road, Kannayao, Bangkok 10230 Thailand
Tel : +66(0)2 943 2420-1, +66(0)2 946 4170-1
Fax : +66(0)2 943 2419
online@unilamp.co.th
www.unilamp.co.th

CAP

MINI CAP – BOLLARD ROOT MOUNT BASE

BOLLARD

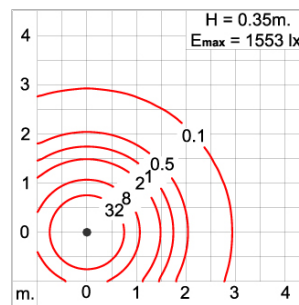
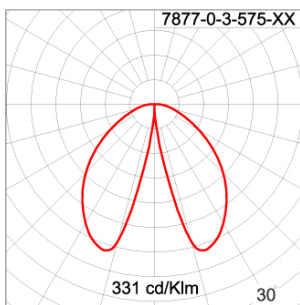


LAST UPDATE: 18-06-2024

Specification

IEC Standard	IEC 60598-1 General Requirement IEC 60598-2-1 Fixed Luminaires												
Protection	IP66 Class I												
IK Rating	Protection against mechanical impact IK08 on body.												
Luminaires Body Housing	High-pressure die cast aluminum alloy body and components. Extruded aluminum 56063 alloy body with low copper content.												
Coating Process	Nano Ceramic surface conversion, resistant to corrosive environment. Luminaire primarily coated with epoxy resin and top coated with UV stabilized polyester powder and cured in digital temperature controlled chamber at 200°C.												
Diffuser	Impact resistant safety tempered glass cover. Able to withstand the temperature up to 250°C.												
Gasket	Post-cured treated silicone gasket. Temperature and weather resistant. Working temperature -40°C to +200°C.												
External Screws	External screws are in stainless steel with protection grease.												
Cable Entry	Cable entry protected by M16 cable gland. To be used with HO5RN-F/ HO7RN-F cable with 5-10mm. diameter.												
Led	High efficiency LED module utilized chips from world renowned manufacturer. Assembled on MCPCB and mounted on to heat conductive material.												
Driver	High quality constant current LED driver. Conform to safety standard and electromagnetic compatibility standard.												
Internal Wire	Tinned copper conductor with silicone insulated internal wire. IMQ approved. Working temperature -40°C to +180°C.												
Pre-Wire Cable	Pre-wired with 3x1.0 sqmm. HO7RN-F neoprene cable. IMQ approved. Equipped with anti-humidity kit.												
Caution	Installation work has to be carried on according to the enclosed installation manual. The water drainage system must be tested to ensure that it is working sufficiency and efficiency.												
Color	<table><tr><td></td><td>Black 01</td></tr><tr><td></td><td>Graphite 02</td></tr><tr><td></td><td>Dark Grey 03</td></tr><tr><td></td><td>Aluminum Silver 04</td></tr><tr><td></td><td>White 06</td></tr><tr><td></td><td>Wooden Brown 07</td></tr></table>		Black 01		Graphite 02		Dark Grey 03		Aluminum Silver 04		White 06		Wooden Brown 07
	Black 01												
	Graphite 02												
	Dark Grey 03												
	Aluminum Silver 04												
	White 06												
	Wooden Brown 07												

Light Distribution



*Due to the constancy of product development, we reserve the right to alter all specification without prior notice.

Unilamp Co., Ltd.
461 Ramintra Road, Kannayao, Bangkok 10230 Thailand
Tel : +66[0]2 943 2420-1, +66[0]2 946 4170-1
Fax : +66[0]2 943 2419
online@unilamp.co.th
www.unilamp.co.th

CAP

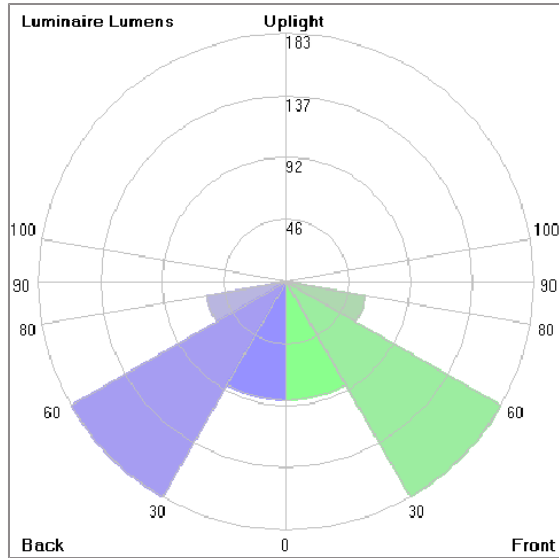
MINI CAP – BOLLARD ROOT MOUNT BASE

BOLLARD



LAST UPDATE: 18-06-2024

Bug Report



Lum. Classification System [LCS]

LCS	Zone	%Lumens	%Lamp	%Lum
FL	[0-30]	87.4	11.2	13.0
FM	[30-60]	183.2	23.5	27.3
FH	[60-80]	59.4	7.6	8.9
FVH	[80-90]	5.0	0.6	0.7
BL	[0-30]	87.4	11.2	13.0
BM	[30-60]	183.2	23.5	27.3
BH	[60-80]	59.4	7.6	8.9
BVH	[80-90]	5.0	0.6	0.7
UL	[90-100]	< 0.05	0.0	0.0
UH	[100-180]	0.0	0.0	0.0
Total		670.0	85.8	100.0
BUG Rating		BO-U1-G0		

*Due to the constancy of product development, we reserve the right to alter all specification without prior notice.

Unilamp Co., Ltd.
461 Ramintra Road, Kannayao, Bangkok 10230 Thailand
Tel : +66[0]2 943 2420-1, +66[0]2 946 4170-1
Fax : +66[0]2 943 2419
online@unilamp.co.th
www.unilamp.co.th

CAP

MINI CAP – BOLLARD ROOT MOUNT BASE

BOLLARD



LAST UPDATE: 18-06-2024

Accessories



Ordering Code:

AUN-CON-0013-00

IP68 connection device,

cable diameter 7-11.5mm,

On-Off

*Due to the constancy of product development,
we reserve the right to alter all specification
without prior notice.

Unilamp Co., Ltd.
461 Ramintra Road, Kannayao, Bangkok 10230 Thailand
Tel : +66[0]2 943 2420-1, +66[0]2 946 4170-1
Fax : +66[0]2 943 2419
online@unilamp.co.th
www.unilamp.co.th