

ZOID

ZOID

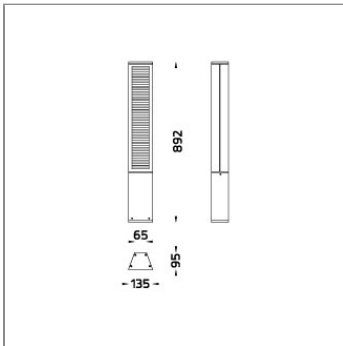
BOLLARD

 **Unilamp**

LAST UPDATE: 14-06-2024



ZOID is a distinctive trapezoid-outlined vertical illuminating low height light column with single sided light emission and perfect glare control. It is a Class 2 luminaire with cutting edge LED technology with absolutely flicker free light emission. LED is available in 3000K and 4000K color temperature with superb color rendering index. T5 version with electronic control gear is also available. The high quality corrosion resistance aluminium housing is filmed with Nano Ceramic and coated with super durable paint. The heat management has been delicately designed and tested under high ambient thermal condition. The height of the bollard can be customized according to specific requirement. An anchorage unit is available as an accessory.



Technical Data



Ordering Code :	7811-0-3-986-XX
Lamp :	LED
CCT :	4000 K
CRI :	CRI >80
SDCM :	SDCM = 3
Lamp Lumen :	3170 lm
Luminaire Lumen :	910 lm
Lamp Wattage :	25 W
Luminaire Wattage :	28 W
Efficacy :	32 lm/W
Ambient Temperature :	40°C
Lumen Maintenance	L70B10 >36,000 h
Controller :	On-Off
Input Voltage :	220-240Vac 50/60Hz
Net Weight :	5.00 kg.

Ordering code guide

XXXX-X-X-XXX-XX

A B C D E

- A Product Code
- B Reflector
- C Electrical Component
- D Lamp
- E Color



Icon definition

*Due to the constancy of product development, we reserve the right to alter all specification without prior notice.

Unilamp Co., Ltd.
461 Ramintra Road, Kannayao, Bangkok 10230 Thailand
Tel : +66[0]2 943 2420-1, +66[0]2 946 4170-1
Fax : +66[0]2 943 2419
online@unilamp.co.th
www.unilamp.co.th

ZOID

ZOID BOLLARD

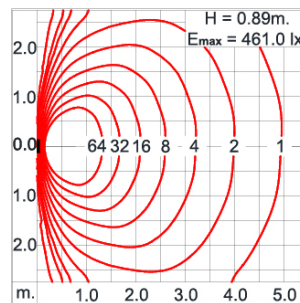
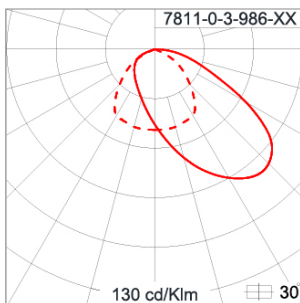


LAST UPDATE: 14-06-2024

Specification

IEC Standard	IEC 60598-1 General Requirement IEC 60598-2-1 Fixed Luminaires												
Protection	IP65 Class II												
IK Rating	Protection against mechanical impact IK08 on body and IK07 optical part.												
Luminaires Body Housing	High-pressure die cast aluminum alloy body and components. Extruded aluminum 56063 alloy body with low copper content.												
Coating Process	Nano ceramic surface conversion, resistant to corrosive environment. Luminaire primarily coated with epoxy resin and top coated with UV stabilized polyester powder and cured in digital temperature controlled chamber at 200°C.												
Diffuser	Impact resistant safety tempered glass cover. Able to withstand the temperature up to 250°C.												
Reflector	High performance CNC forming aluminum reflector sheet.												
Gasket	Post-cured treated silicone gasket. Temperature and weather resistant. Working temperature -40°C to +200°C.												
External Screws	External screws are in stainless steel with protection grease.												
Cable Entry	Cable entry protected by M20 cable gland. To be used with H05RN-F/ H07RN-F cable with 7-13mm. diameter.												
Led	High efficiency LED module. Assembled on FR4 and mounted on to heat conductive material. The whole systems tested to be operated under maximum ambient environment up to +40°C.												
Driver	High quality constant current LED driver. Conform to safety standard and electromagnetic compatibility standard.												
Internal Wire	Tinned copper conductor with silicone insulated internal wire. IMQ approved. Working temperature -40°C to +180°C.												
Terminal Block	Terminal block in GFR PA6.6 for cable with cross section up to 2.5 sqmm. VDE approved.												
Caution	Installation work has to be carried on according to the enclosed installation manual.												
Color	<table><tr><td></td><td>Black O1</td></tr><tr><td></td><td>Graphite O2</td></tr><tr><td></td><td>Dark Grey O3</td></tr><tr><td></td><td>Aluminum Silver O4</td></tr><tr><td></td><td>White O6</td></tr><tr><td></td><td>Wooden Brown O7</td></tr></table>		Black O1		Graphite O2		Dark Grey O3		Aluminum Silver O4		White O6		Wooden Brown O7
	Black O1												
	Graphite O2												
	Dark Grey O3												
	Aluminum Silver O4												
	White O6												
	Wooden Brown O7												

Light Distribution



*Due to the constancy of product development,
we reserve the right to alter all specification
without prior notice.

Unilamp Co., Ltd.
461 Ramintra Road, Kannayao, Bangkok 10230 Thailand
Tel : +66(0)2 943 2420-1, +66(0)2 946 4170-1
Fax : +66(0)2 943 2419
online@unilamp.co.th
www.unilamp.co.th

ZOID

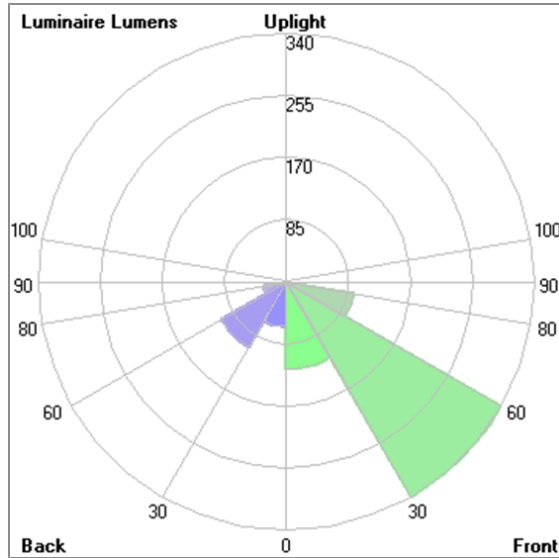
ZOID

BOLLARD



LAST UPDATE: 14-06-2024

Bug Report



Lum. Classification System [LCS]

LCS	Zone	%Lumens	%Lamp	%Lum
FL	[0-30]	119.6	3.8	15.8
FM	[30-60]	340.0	10.7	45.0
FH	[60-80]	93.3	2.9	12.4
FVH	[80-90]	3.8	0.1	0.5
BL	[0-30]	61.6	1.9	8.2
BM	[30-60]	103.0	3.2	13.6
BH	[60-80]	31.9	1.0	4.2
BVH	[80-90]	2.0	0.1	0.3
UL	[90-100]	< 0.05	0.0	0.0
UH	[100-180]	< 0.05	0.0	0.0
Total		755.2	23.7	100.0
BUG Rating		BO-U1-G0		

*Due to the constancy of product development, we reserve the right to alter all specification without prior notice.

Unilamp Co., Ltd.
461 Ramintra Road, Kannayao, Bangkok 10230 Thailand
Tel : +66[0]2 943 2420-1, +66[0]2 946 4170-1
Fax : +66[0]2 943 2419
online@unilamp.co.th
www.unilamp.co.th

ZOID

ZOID

BOLLARD

 **Unilamp**

LAST UPDATE: 14-06-2024

Accessories



Ordering Code:
AUN-ACB-0011-00
Anchor bolt kit, bollard

*Due to the constancy of product development,
we reserve the right to alter all specification
without prior notice.

Unilamp Co., Ltd.
461 Ramintra Road, Kannayao, Bangkok 10230 Thailand
Tel : +66[0]2 943 2420-1, +66[0]2 946 4170-1
Fax : +66[0]2 943 2419
online@unilamp.co.th
www.unilamp.co.th