

NEOPLACE

NEOPLACE DIRECT – DS

POLE MOUNTED



LAST UPDATE: 12-06-2025



NeoPLACE is a family of large wall light and pole-top luminaires with symmetrical low-glare indirect light distribution. The recommended mounting height is between 3 – 5 meters. It is available in LED light sources in 2 different color temperatures 3000K and 4000K with DALI dimming option. NeoPLACE is suitable for the place where glare control is preferred. It is a perfect alternative to replace old-style cone-shaped conventional luminaires. It is suitable to illuminate parking lots, public parks, and pedestrian and open spaces. Available as an option are Aluminium Poles, Galvanized steel poles, and anchorage unit for concrete foundations. NeoPLACE Direct pole top light, the directional illumination option for NeoPLACE. This is an extension of the indirect variant of the modern looking pole-top range. Wider installation spacing, good glare control, increased luminaire efficacy, and minimal amount of uplight are the major improvements. NeoPLACE Direct is available with T2, T3, T4 and T5 light distribution. The ambient temperature rating has been increased to 50°C.



Technical Data



Ordering Code :	7761-W-3-547-XX
Lamp :	LED
Beam :	T5
CCT :	4000 K
CRI :	CRI >80
SDCM :	SDCM = 3
Lamp Lumen :	2x3240 lm
Luminaire Lumen :	4240 lm
Lamp Wattage :	2x23 W
Luminaire Wattage :	48 W
Efficacy :	88 lm/W
Ambient Temperature :	50°C
Lumen Maintenance	L70B10 >60,000 h
Controller :	On-Off
Input Voltage :	220-240Vac 50/60Hz
Net Weight :	- kg.

Ordering code guide

XXXX-X-X-XXX-XX
A B C D E

A Product Code
B Reflector
C Electrical Component
D Lamp
E Color



Icon definition

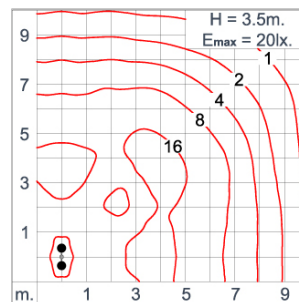
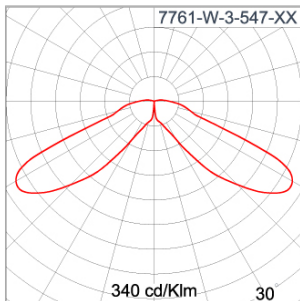
*Due to the constancy of product development,
we reserve the right to alter all specification
without prior notice.

Unilamp Co., Ltd.
461 Ramintra Road, Kannayao, Bangkok 10230 Thailand
Tel : +66(0)2 943 2420-1, +66(0)2 946 4170-1
Fax : +66(0)2 943 2419
online@unilamp.co.th
www.unilamp.co.th

Specification

IEC Standard	IEC 60598-1 General Requirement IEC 60598-2-1 Fixed Luminaires
Protection	IP66 Class I
IK Rating	Protection against mechanical impact IK10 on body and optical part.
Luminaires Body Housing	High-pressure die cast aluminum alloy body and components. Stamped 1100 aluminum. Extruded aluminum 6063 alloy body with low copper content.
Coating Process	Nano Ceramic surface conversion, resistant to corrosive environment. Luminaire primarily coated with epoxy resin and top coated with UV stabilized polyester powder and cured in digital temperature controlled chamber at 200°C.
Diffuser	Self-extinguishing high impact resistant clear polycarbonate diffuser with UV stabilized additive.
Lens	Molded PC lens from renowned manufacturers in various light distribution patterns.
Gasket	Weather resistant silicone gasket. Working temperature -40°C to +200°C.
External Screws	External screws are in stainless steel with protection grease.
Cable Entry	Cable entry protected by weather proof grommet. To be used with HO5RN-F/ HO7RN-F cable with 7-10mm. diameter.
Led	High efficiency LED module utilized chips from world renowned manufacturer. Assembled on MCPCB and mounted on to heat conductive material.
Driver	High quality constant current LED driver. Conform to safety standard and electromagnetic compatibility standard.
Enhanced Protection	The luminaire is equipped with a 10kV surge protection device, the function of the protector is indicated by a LED, performance in compliance with IEC61643-11.
Internal Wire	Tinned copper conductor with silicone insulated internal wire. IMQ approved. Working temperature -40°C to +180°C.
Terminal Block	Assembled with quick connector for cable with cross section up to 2.5 sqmm. from ADELS or equivalents. VDE approved. Class1 luminaire provided with the earth connection.
Caution	Installation work has to be carried on according to the enclosed installation manual.
Color	<div> <div style="display: inline-block; width: 15px; height: 15px; background-color: black; margin-right: 5px;"></div> Black 01 <div style="display: inline-block; width: 15px; height: 15px; background-color: grey; margin-right: 5px; margin-top: 2px;"></div> Graphite 02 <div style="display: inline-block; width: 15px; height: 15px; background-color: darkgrey; margin-right: 5px; margin-top: 2px;"></div> Dark Grey 03 <div style="display: inline-block; width: 15px; height: 15px; background-color: lightgrey; margin-right: 5px; margin-top: 2px;"></div> Aluminum Silver 04 <div style="display: inline-block; width: 15px; height: 15px; background-color: white; margin-right: 5px; margin-top: 2px;"></div> White 06 </div>

Light Distribution



NEOPLACE

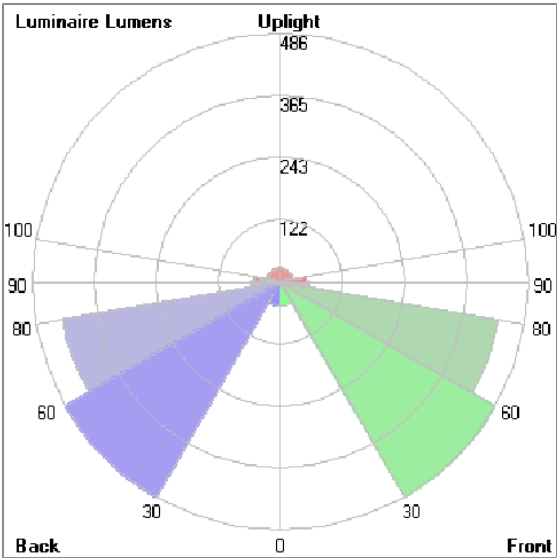
NEOPLACE DIRECT – DS

POLE MOUNTED



LAST UPDATE: 12-06-2025

Bug Report



Lum. Classification System [LCS]				
LCS	Zone	%Lumens	%Lamp	%Lum
FL	[0-30]	46.8	1.4	2.2
FM	[30-60]	486.1	15.0	22.9
FH	[60-80]	432.8	13.4	20.4
FVH	[80-90]	56.6	1.7	2.7
BL	[0-30]	46.8	1.4	2.2
BM	[30-60]	486.1	15.0	22.9
BH	[60-80]	432.8	13.4	20.4
BVH	[80-90]	56.6	1.7	2.7
UL	[90-100]	49.8	1.5	2.3
UH	[100-180]	24.8	0.8	1.2
Total		2119.2	65.3	100.0
BUG Rating		B1-U2-G1		

*Due to the constancy of product development,
we reserve the right to alter all specification
without prior notice.

NEOPLACE

NEOPLACE DIRECT – DS

POLE MOUNTED



LAST UPDATE: 12-06-2025

Accessories



Ordering Code:
ALUMINUM-POLE-NEOPLACE-DOUBLESTEEL-POLE-NEOPLACE-DOUBLE
Please contact Sales
Representative



Ordering Code:
Please contact Sales
Representative



Ordering Code:
AUN-ACB-0008-00
Anchor bolt kit, pole
diameter 102mm and
151x102mm, galvanized
steel pole



Ordering Code:
AUN-ACB-0005-00
Anchor bolt kit, aluminum
pole