


CASA

CASA – SHORT BOLLARD ROOT MOUNT CVDA

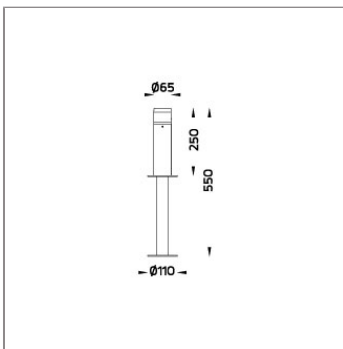
BOLLARD



LAST UPDATE: 24-02-2025



The CASA luminaire range is the perfect lighting tool for residential lighting tasks. Although small in size the lighting performance satisfies professional standards. CASA is available as single or double directional wall light, surface mounted downlight and bollard. Computer optimized reflectors and diffusor generate light with remarkable brilliance and color consistency. Excellent corrosion resistance is archived through the use of high quality extruded aluminum and enhanced LM6 die cast alloy. CASA is suitable for environments up to 50°C.



Technical Data



| | |
|-----------------------|-------------------|
| Ordering Code : | 7187-0-7-430-XX |
| Lamp : | LED |
| CCT : | 3000 K |
| CRI : | CRI >80 |
| SDCM : | SDCM = 3 |
| Lamp Lumen : | 260 lm |
| Luminaire Lumen : | 120 lm |
| Lamp Wattage : | 2.1 W[24Vdc] |
| Luminaire Wattage : | 2.1 W |
| Efficacy : | 57 lm/W |
| Ambient Temperature : | 50°C |
| Lumen Maintenance | L80B10 >108,000 h |
| Controller : | Remote |
| Input Voltage : | 24Vdc |
| Net Weight : | - kg. |

Ordering code guide

XXXX-X-X-XXX-XX
A B C D E

- A Product Code
- B Reflector
- C Electrical Component
- D Lamp
- E Color



Icon definition
















*Due to the constancy of product development, we reserve the right to alter all specification without prior notice.

Unilamp Co., Ltd.
461 Ramintra Road, Kannayao, Bangkok 10230 Thailand
Tel : +66[0]2 943 2420-1, +66[0]2 946 4170-1
Fax : +66[0]2 943 2419
online@unilamp.co.th
www.unilamp.co.th

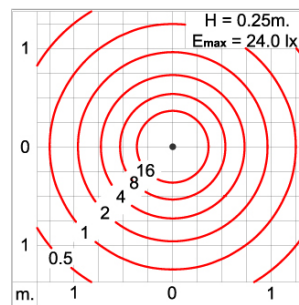
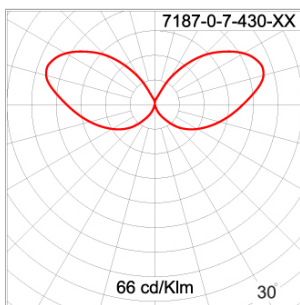


LAST UPDATE: 24-02-2025

Specification

| | | | | | | | | | | | |
|---|--|---|----------|---|-------------|---|--------------|---|--------------------|---|----------|
| IEC Standard | IEC 60598-1 General Requirement IEC 60598-2-1 Fixed Luminaires | | | | | | | | | | |
| Protection | IP66 Class I | | | | | | | | | | |
| IK Rating | Protection against mechanical impact IK09 on body and optical part. | | | | | | | | | | |
| Luminaires Body Housing | High-pressure die cast aluminum alloy body and components. Extruded aluminum 56063 alloy body with low copper content. | | | | | | | | | | |
| Coating Process | Nano Ceramic surface conversion, resistant to corrosive environment. Luminaire primarily coated with epoxy resin and top coated with UV stabilized polyester powder and cured in digital temperature controlled chamber at 200°C. | | | | | | | | | | |
| Diffuser | Self-extinguishing high impact resistant clear polycarbonate diffuser with UV stabilized additive. | | | | | | | | | | |
| Gasket | Post-cured treated silicone gasket. Temperature and weather resistant. Working temperature -40°C to +200°C. | | | | | | | | | | |
| External Screws | External screws are in stainless steel with protection grease. | | | | | | | | | | |
| Cable Entry | Cable entry protected by M16 cable gland. To be used with HO5RN-F/ HO7RN-F cable with 5-10mm. diameter. | | | | | | | | | | |
| Led | High efficiency LED module utilized chips from world renowned manufacturer. Assembled on MCPCB and mounted on to heat conductive material. | | | | | | | | | | |
| Driver | Driver is not included and has to be ordered separately. | | | | | | | | | | |
| Internal Wire | Tinned copper conductor with silicone insulated internal wire. IMQ approved. Working temperature -40°C to +180°C. | | | | | | | | | | |
| Terminal Block | Terminal block in GFR PA6.6 for cable with cross section up to 2.5 sqmm. VDE approved. Class1 luminaire provided with the earth connection. | | | | | | | | | | |
| Pre-Wire Cable | Pre-wired with 5-core cable for power [3x1 sqmm.] and dimming signal [2x1 sqmm.]. Equipped with anti-humidity kit. | | | | | | | | | | |
| Caution | Installation work has to be carried on according to the enclosed installation manual. | | | | | | | | | | |
| Color | <table border="0"> <tr> <td></td> <td>Black O1</td> </tr> <tr> <td></td> <td>Graphite O2</td> </tr> <tr> <td></td> <td>Dark Grey O3</td> </tr> <tr> <td></td> <td>Aluminum Silver O4</td> </tr> <tr> <td></td> <td>White O6</td> </tr> </table> |  | Black O1 |  | Graphite O2 |  | Dark Grey O3 |  | Aluminum Silver O4 |  | White O6 |
|  | Black O1 | | | | | | | | | | |
|  | Graphite O2 | | | | | | | | | | |
|  | Dark Grey O3 | | | | | | | | | | |
|  | Aluminum Silver O4 | | | | | | | | | | |
|  | White O6 | | | | | | | | | | |

Light Distribution



*Due to the constancy of product development, we reserve the right to alter all specification without prior notice.

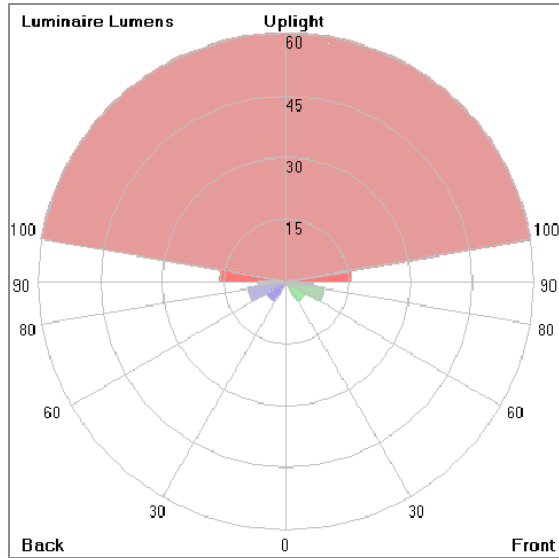
CASA

CASA – SHORT BOLLARD ROOT MOUNT CVDA BOLLARD



LAST UPDATE: 24-02-2025

Bug Report



Lum. Classification System [LCS]

| LCS | Zone | %Lumens | %Lamp | %Lum |
|------------|-----------|----------|-------|-------|
| FL | [0-30] | 0.3 | 0.1 | 0.3 |
| FM | [30-60] | 5.5 | 2.1 | 4.6 |
| FH | [60-80] | 9.5 | 3.6 | 7.9 |
| FVH | [80-90] | 6.6 | 2.5 | 5.5 |
| BL | [0-30] | 0.3 | 0.1 | 0.3 |
| BM | [30-60] | 5.5 | 2.1 | 4.6 |
| BH | [60-80] | 9.5 | 3.6 | 7.9 |
| BVH | [80-90] | 6.6 | 2.5 | 5.5 |
| UL | [90-100] | 15.9 | 6.1 | 13.3 |
| UH | [100-180] | 60.3 | 23.2 | 50.2 |
| Total | | 120.0 | 45.9 | 100.0 |
| BUG Rating | | B0-U3-G0 | | |

*Due to the constancy of product development,
we reserve the right to alter all specification
without prior notice.

CASA

CASA – SHORT BOLLARD ROOT MOUNT CVDA

BOLLARD



LAST UPDATE: 24-02-2025


Accessories



Ordering Code:
AUN-CON-0011-00
IP68 connection device,
cable diameter 7.1-13mm,
1-10V or DALI



Ordering Code:
AUN-CON-0014-00
IP68 connection device,
cable diameter 8-12.5mm,
1-10V or DALI



Ordering Code:
AUN-GSH-0042-XX
Uplight shield cover,
pre-assembly from factory