

# CYCLOPS

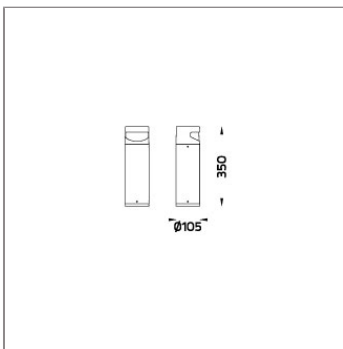
## MINI CYCLOPS – SHORT SINGLE SIDED BOLLARD



LAST UPDATE: 14-05-2024



CYCLOPS family is an innovative walkway lighting solution with shielded light sources. Delivering light exactly where it is needed without disruptive glare. Operated with multiple LED with built in heat sink. The light is precisely controlled by carefully designed lenses and is directed onto the illuminated surface. The vandal resistant clear polycarbonate cover protects the bollard from harmful impact, dust and water. CYCLOPS is available in two sizes and two heights with 180 and 360-degree light distribution. CYCLOPS can be installed in residential areas, walkways, parks, commercial areas and open spaces. It provides illumination for modern architectural environment as well as being an eye-catching object. Pre-wired cables and a twist-locking mechanism ensure an easy installation. CYCLOPS can be customized to required heights and an anchorage unit for concrete foundation is available as an accessory.



### Technical Data



Ordering Code :	7176-I-5-544-XX
Lamp :	LED
Beam :	Side throw
CCT :	3000 K
CRI :	CRI >80
SDCM :	SDCM = 5
Lamp Lumen :	980 lm
Luminaire Lumen :	610 lm
Lamp Wattage :	8.1 W
Luminaire Wattage :	11 W
Efficacy :	55 lm/W
Ambient Temperature :	40°C
Lumen Maintenance	L80B10 >108,000 h
Controller :	DALI
Input Voltage :	220-240Vac 50/60Hz
Net Weight :	2.00 kg.

#### Ordering code guide

XXXX-X-X-XXX-XX  
A B C D E

- A Product Code
- B Reflector
- C Electrical Component
- D Lamp
- E Color



Icon definition

\*Due to the constancy of product development, we reserve the right to alter all specification without prior notice.

Unilamp Co., Ltd.  
461 Ramintra Road, Kannayao, Bangkok 10230 Thailand  
Tel : +66(0)2 943 2420-1, +66(0)2 946 4170-1  
Fax : +66(0)2 943 2419  
online@unilamp.co.th  
www.unilamp.co.th

# CYCLOPS


## MINI CYCLOPS – SHORT SINGLE SIDED

### BOLLARD

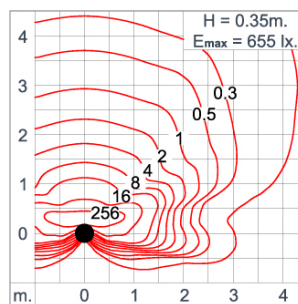
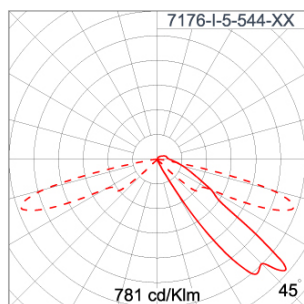


LAST UPDATE: 14-05-2024

#### Specification

IEC Standard	IEC 60598-1 General Requirement IEC 60598-2-1 Fixed Luminaires
Protection	IP66 Class II
IK Rating	Protection against mechanical impact IK07 on body and optical part.
Luminaires Body Housing	High-pressure die cast aluminum alloy body and components. Extruded aluminum 56063 alloy body with low copper content.
Coating Process	Nano Ceramic surface conversion, resistant to corrosive environment. Luminaire primarily coated with epoxy resin and top coated with UV stabilized polyester powder and cured in digital temperature controlled chamber at 200°C.
Diffuser	Self-extinguishing high impact resistant clear polycarbonate diffuser with UV stabilized additive.
Lens	Molded PC lens from renowned manufacturers in various light distribution patterns.
Gasket	Post-cured treated silicone gasket. Temperature and weather resistant. Working temperature -40°C to +200°C.
External Screws	External screws are in stainless steel with protection grease.
Cable Entry	Cable entry protected by weather proof grommet. To be used with HO5RN-F/ HO7RN-F cable with 7-10mm. diameter.
Led	High efficiency LED module in COB technology. Assembled on MCPCB and mounted on to heat conductive material.
Driver	High quality DALI Driver in constant current. Conform to applicable safety standards and electromagnetic compatibility.
Internal Wire	Tinned copper conductor with silicone insulated internal wire. IMQ approved. Working temperature -40°C to +180°C.
Terminal Block	Terminal block in GFR PA6.6 for cable with cross section up to 2.5 sqmm. VDE approved.
Pre-Wire Cable	Pre-wired with 5-core cable for power [3x1 sqmm.] and dimming signal [2x0.35 sqmm.]. Equipped with anti-humidity kit.
Caution	Installation work has to be carried on according to the enclosed installation manual.
Color	 Black O1 Graphite O2 Dark Grey O3 Aluminum Silver O4 White O6 Wooden Brown O7

#### Light Distribution



\*Due to the constancy of product development,  
we reserve the right to alter all specification  
without prior notice.

Unilamp Co., Ltd.  
461 Ramintra Road, Kannayao, Bangkok 10230 Thailand  
Tel : +66[0]2 943 2420-1, +66[0]2 946 4170-1  
Fax : +66[0]2 943 2419  
online@unilamp.co.th  
www.unilamp.co.th

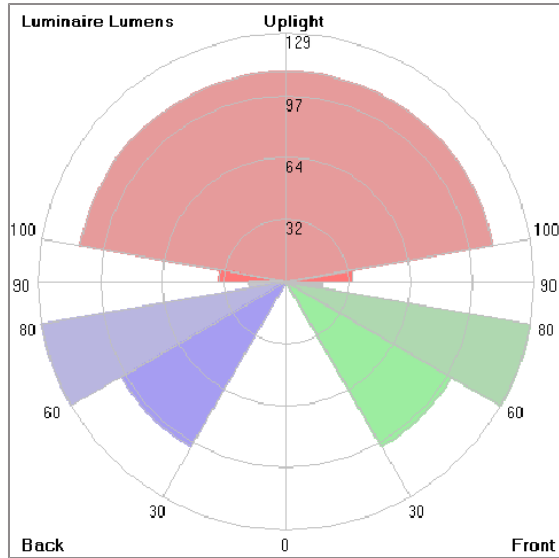
# CYCLOPS

## MINI CYCLOPS – SHORT SINGLE SIDED BOLLARD



LAST UPDATE: 14-05-2024

### Bug Report



### Lum. Classification System [LCS]

LCS	Zone	%Lumens	%Lamp	%Lum
FL	[0-30]	1.5	0.1	0.2
FM	[30-60]	98.8	9.5	15.4
FH	[60-80]	128.7	12.4	20.1
FVH	[80-90]	19.2	1.8	3.0
BL	[0-30]	1.5	0.1	0.2
BM	[30-60]	98.8	9.5	15.4
BH	[60-80]	128.7	12.4	20.1
BVH	[80-90]	19.2	1.8	3.0
UL	[90-100]	34.6	3.3	5.4
UH	[100-180]	108.6	10.4	17.0
<b>Total</b>		<b>639.6</b>	<b>61.3</b>	<b>100.0</b>
<b>BUG Rating</b>		<b>B1-U3-G1</b>		

\*Due to the constancy of product development, we reserve the right to alter all specification without prior notice.

# CYCLOPS

## MINI CYCLOPS – SHORT SINGLE SIDED BOLLARD



LAST UPDATE: 14-05-2024

### Accessories



Ordering Code:  
AUN-ACB-0014-00  
Anchor Bolt Kit for Bollard



Ordering Code:  
AUN-CON-0011-00  
IP68 Water Tight  
Connecting Device 5 Pole,  
Cable Diameter 7.1 – 13mm.  
[1-10V or Dali]



Ordering Code:  
AUN-CON-0012-00  
IP68 Water Tight  
Connecting Device with  
Distribution block, 5 pole, 1  
input, 2 outputs, Cable  
Diameter 7.1 – 13mm.  
[1-10V or Dali]



Ordering Code:  
AUN-CON-0014-00  
IP68 Water Tight  
Connecting Device 5 Pole,  
Cable Diameter 8 –  
12.5mm. [1-10V or DALI]