

CYCLOPS

MINI CYCLOPS – SINGLE SIDED

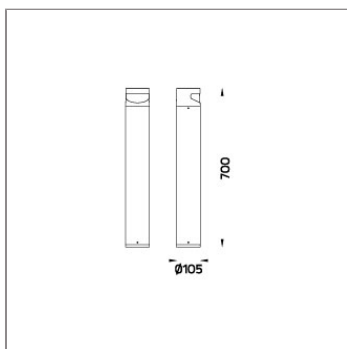
BOLLARDS



LAST UPDATE: 07-03-2024



CYCLOPS family is an innovative walkway lighting solution with shielded light sources. Delivering light exactly where it is needed without disruptive glare. Operated with multiple LED with built in heat sink. The light is precisely controlled by carefully designed lenses and is directed onto the illuminated surface. The vandal resistant clear polycarbonate cover protects the bollard from harmful impact, dust and water. CYCLOPS is available in two sizes and two heights with 180 and 360-degree light distribution. CYCLOPS can be installed in residential areas, walkways, parks, commercial areas and open spaces. It provides illumination for modern architectural environment as well as being an eye-catching object. Pre-wired cables and a twist-locking mechanism ensure an easy installation. CYCLOPS can be customized to required heights and an anchorage unit for concrete foundation is available as an accessory.



Technical Data



Ordering Code :	7175-K-5-544-XX
Lamp :	LED
Beam :	Forward throw
CCT :	3000 K
CRI :	CRI >80
SDCM :	SDCM = 5
Lamp Lumen :	980 lm
Luminaire Lumen :	280 lm
Lamp Wattage :	8.1 W
Luminaire Wattage :	11 W
Efficacy :	25 lm/W
Ambient Temperature :	40°C
Lumen Maintenance	L80B10 >108,000 h
Controller :	DALI
Input Voltage :	220-240Vac 50/60Hz
Net Weight :	3.00 kg.

Ordering code guide

XXXX-X-X-XXX-XX
A B C D E

- A Product Code
- B Reflector
- C Electrical Component
- D Lamp
- E Color



Icon definition

*Due to the constancy of product development, we reserve the right to alter all specification without prior notice.

Unilamp Co., Ltd.
461 Ramintra Road, Kannayao, Bangkok 10230 Thailand
Tel : +66(0)2 943 2420-1, +66(0)2 946 4170-1
Fax : +66(0)2 943 2419
online@unilamp.co.th
www.unilamp.co.th

CYCLOPS

MINI CYCLOPS – SINGLE SIDED

BOLLARDS

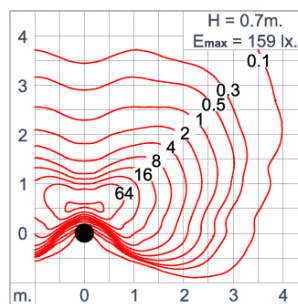
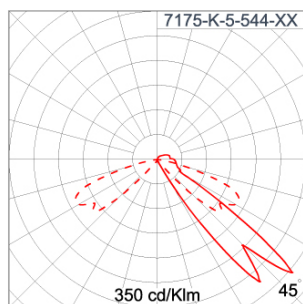


LAST UPDATE: 07-03-2024

Specification

IEC Standard	IEC 60598-1 General Requirement IEC 60598-2-1 Fixed Luminaires												
Protection	IP66 Class II												
IK Rating	Protection against mechanical impact IK07 on body and optical part.												
Luminaires Body Housing	High-pressure Die Cast Aluminium alloy body and components. Extruded Aluminium S6063 alloy body with low copper content.												
Coating Process	Nano Ceramic surface conversion, resistant to corrosive environment. Luminaire primarily coated with epoxy resin and top coated with UV stabilized polyester powder and cured in digital temperature controlled chamber at 200°C.												
Diffuser	Self-extinguishing high impact resistant clear polycarbonate diffuser with UV stabilized additive.												
Lens	Molded PC lens from renowned manufacturers in various light distribution patterns.												
Gasket	Post-cured treated silicone gasket. Temperature and weather resistant. Working temperature -40°C to +200°C.												
External Screws	External screws are in stainless steel with protection grease.												
Cable Entry	Cable entry protected by weather proof grommet. To be used with HO5RN-F/ HO7RN-F cable with 7-10mm. diameter.												
Led	High efficiency LED module in COB technology. Assembled on MCPCB and mounted on to heat conductive material.												
Driver	High quality DALI Driver in constant current. Conform to applicable safety standards and electromagnetic compatibility.												
Internal Wire	Tinned copper conductor with silicone insulated internal wire. IMQ approved. Working temperature -40°C to +180°C.												
Terminal Block	Terminal block in GFR PA6.6 for cable with cross section up to 2.5 sqmm. VDE approved.												
Pre-Wire Cable	Pre-wired with 5-core cable for power [3x1 sqmm.] and dimming signal [2x0.35 sqmm.]. Equipped with anti-humidity kit.												
Caution	Installation work has to be carried on according to the enclosed installation manual.												
Color	<table><tr><td></td><td>Black O1</td></tr><tr><td></td><td>Graphite O2</td></tr><tr><td></td><td>Dark Grey O3</td></tr><tr><td></td><td>Aluminium Silver O4</td></tr><tr><td></td><td>White O6</td></tr><tr><td></td><td>Wooden Brown O7</td></tr></table>		Black O1		Graphite O2		Dark Grey O3		Aluminium Silver O4		White O6		Wooden Brown O7
	Black O1												
	Graphite O2												
	Dark Grey O3												
	Aluminium Silver O4												
	White O6												
	Wooden Brown O7												

Light Distribution



*Due to the constancy of product development,
we reserve the right to alter all specification
without prior notice.

Unilamp Co., Ltd.
461 Ramintra Road, Kannayao, Bangkok 10230 Thailand
Tel : +66[0]2 943 2420-1, +66[0]2 946 4170-1
Fax : +66[0]2 943 2419
online@unilamp.co.th
www.unilamp.co.th

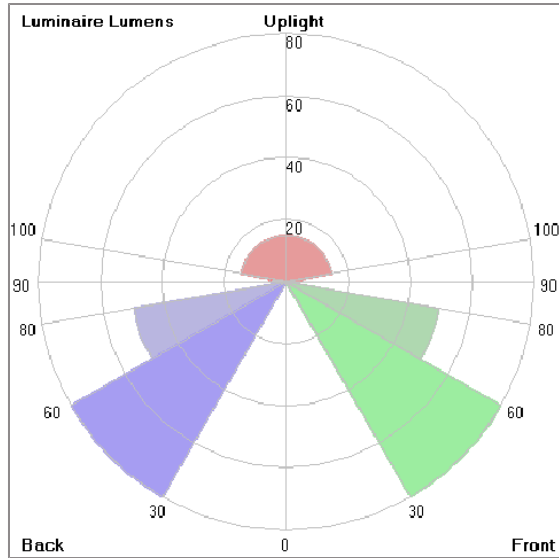
CYCLOPS

MINI CYCLOPS – SINGLE SIDED BOLLARDS



LAST UPDATE: 07-03-2024

Bug Report



Lum. Classification System [LCS]

LCS	Zone	%Lumens	%Lamp	%Lum
FL	[0-30]	0.6	0.1	0.2
FM	[30-60]	80.0	7.7	27.6
FH	[60-80]	49.9	4.8	17.2
FVH	[80-90]	4.4	0.4	1.5
BL	[0-30]	0.6	0.1	0.2
BM	[30-60]	80.0	7.7	27.6
BH	[60-80]	49.9	4.8	17.2
BVH	[80-90]	4.4	0.4	1.5
UL	[90-100]	5.4	0.5	1.9
UH	[100-180]	14.7	1.4	5.1
Total		289.9	27.9	100.0
BUG Rating				BO-U2-GO

*Due to the constancy of product development,
we reserve the right to alter all specification
without prior notice.

Unilamp Co., Ltd.
461 Ramintra Road, Kannayao, Bangkok 10230 Thailand
Tel : +66[0]2 943 2420-1, +66[0]2 946 4170-1
Fax : +66[0]2 943 2419
online@unilamp.co.th
www.unilamp.co.th

CYCLOPS

MINI CYCLOPS – SINGLE SIDED

BOLLARDS



LAST UPDATE: 07-03-2024

Accessories



Ordering Code:
AUN-ACB-0014-00
Anchor Bolt Kit for Bollard



Ordering Code:
AUN-CON-0011-00
IP68 Water Tight
Connecting Device 5 Pole,
Cable Diameter 7.1 – 13mm.
[1-10V or Dali]



Ordering Code:
AUN-CON-0012-00
IP68 Water Tight
Connecting Device with
Distribution block, 5 pole, 1
input, 2 outputs, Cable
Diameter 7.1 – 13mm.
[1-10V or Dali]



Ordering Code:
AUN-CON-0014-00
IP68 Water Tight
Connecting Device 5 Pole,
Cable Diameter 8 –
12.5mm. [1-10V or DALI]