


CYCLOPS

CYCLOPS SHORT BOLLARD



LAST UPDATE: 24-02-2025



CYCLOPS family is an innovative walkway lighting solution with shielded light sources. Delivering light exactly where it is needed without disruptive glare. Operated with multiple LED with built in heat sink. The light is precisely controlled by carefully designed lenses and is directed onto the illuminated surface. The vandal resistant clear polycarbonate cover protects the bollard from harmful impact, dust and water. CYCLOPS is available in two sizes and two heights with 180 and 360-degree light distribution. CYCLOPS can be installed in residential areas, walkways, parks, commercial areas and open spaces. It provides illumination for modern architectural environment as well as being an eye-catching object. Pre-wired cables and a twist-locking mechanism ensure an easy installation. CYCLOPS can be customized to required heights and an anchorage unit for concrete foundation is available as an accessory.



Technical Data



Ordering Code :	7173-K-3-569-XX
Lamp :	LED
Beam :	T4
CCT :	3000 K
CRI :	CRI >80
SDCM :	SDCM = 3
Lamp Lumen :	1630 lm
Luminaire Lumen :	1020 lm
Lamp Wattage :	17 W
Luminaire Wattage :	19 W
Efficacy :	53 lm/W
Ambient Temperature :	50°C
Lumen Maintenance	L70B10 >60,500 h
Controller :	On-Off
Input Voltage :	220-240Vac 50/60Hz
Net Weight :	3.00 kg.

Ordering code guide

XXXX-X-X-XXX-XX

A B C D E

- A Product Code
- B Reflector
- C Electrical Component
- D Lamp
- E Color



Icon definition

*Due to the constancy of product development, we reserve the right to alter all specification without prior notice.

Unilamp Co., Ltd.
461 Ramintra Road, Kannayao, Bangkok 10230 Thailand
Tel : +66(O)2 943 2420-1, +66(O)2 946 4170-1
Fax : +66(O)2 943 2419
online@unilamp.co.th
www.unilamp.co.th

CYCLOPS

CYCLOPS SHORT BOLLARD

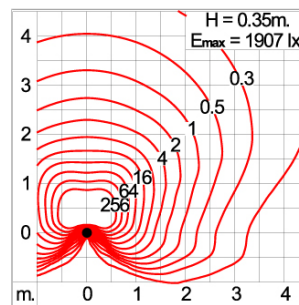
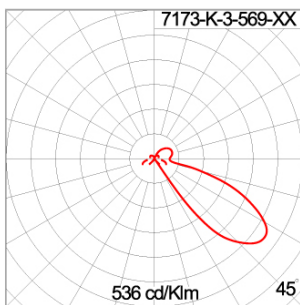


LAST UPDATE: 24-02-2025

Specification

IEC Standard	IEC 60598-1 General Requirement IEC 60598-2-1 Fixed Luminaires										
Protection	IP66 Class II										
IK Rating	Protection against mechanical impact IK09 on body and optical part.										
Luminaires Body Housing	High-pressure die cast aluminum alloy body and components. Extruded aluminum 56063 alloy body with low copper content.										
Coating Process	Nano Ceramic surface conversion, resistant to corrosive environment. Luminaire primarily coated with epoxy resin and top coated with UV stabilized polyester powder and cured in digital temperature controlled chamber at 200°C.										
Diffuser	Self-extinguishing high impact resistant clear polycarbonate diffuser with UV stabilized additive.										
Lens	Molded PC lens from renowned manufacturers in various light distribution patterns.										
Gasket	Weather resistant silicone gasket. Working temperature -40°C to +200°C.										
External Screws	External screws are in stainless steel with protection grease.										
Cable Entry	Cable entry protected by weather proof grommet. To be used with HO5RN-F/ HO7RN-F cable with 6-13mm. diameter.										
Led	High efficiency LED module utilized chips from world renowned manufacturer. Assembled on MCPCB and mounted on to heat conductive material.										
Driver	High quality constant current LED driver. Conform to safety standard and electromagnetic compatibility standard.										
Internal Wire	Tinned copper conductor with silicone insulated internal wire. IMQ approved. Working temperature -40°C to +180°C.										
Terminal Block	Terminal block in GFR PA6.6 for cable with cross section up to 2.5 sqmm. VDE approved.										
Pre-Wire Cable	Pre-wired with 2x1.0 sqmm. HO7RN-F neoprene cable. IMQ approved. Equipped with anti-humidity kit.										
Caution	Installation work has to be carried on according to the enclosed installation manual.										
Color	<table><tr><td></td><td>Black O1</td></tr><tr><td></td><td>Graphite O2</td></tr><tr><td></td><td>Dark Grey O3</td></tr><tr><td></td><td>Aluminum Silver O4</td></tr><tr><td></td><td>White O6</td></tr></table>		Black O1		Graphite O2		Dark Grey O3		Aluminum Silver O4		White O6
	Black O1										
	Graphite O2										
	Dark Grey O3										
	Aluminum Silver O4										
	White O6										

Light Distribution



*Due to the constancy of product development,
we reserve the right to alter all specification
without prior notice.

Unilamp Co., Ltd.
461 Ramintra Road, Kannayao, Bangkok 10230 Thailand
Tel : +66(O)2 943 2420-1, +66(O)2 946 4170-1
Fax : +66(O)2 943 2419
online@unilamp.co.th
www.unilamp.co.th

CYCLOPS

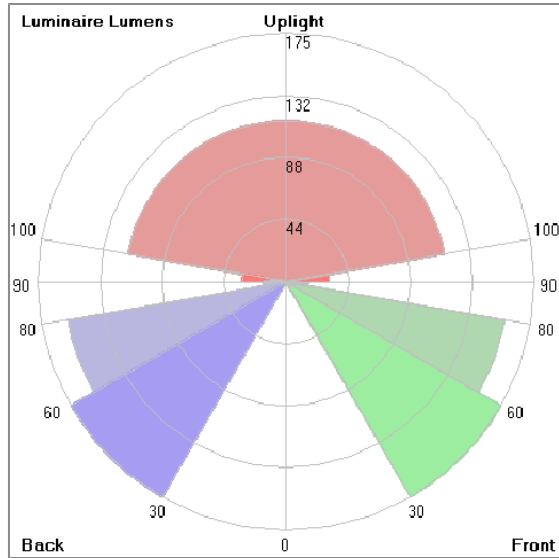
CYCLOPS SHORT

BOLLARD



LAST UPDATE: 24-02-2025

Bug Report



Lum. Classification System [LCS]

LCS	Zone	%Lumens	%Lamp	%Lum
FL	[0-30]	0.4	0.0	0.0
FM	[30-60]	175.5	10.8	20.9
FH	[60-80]	156.5	9.6	18.6
FVH	[80-90]	15.9	1.0	1.9
BL	[0-30]	0.4	0.0	0.0
BM	[30-60]	175.5	10.8	20.9
BH	[60-80]	156.5	9.6	18.6
BVH	[80-90]	15.9	1.0	1.9
UL	[90-100]	30.6	1.9	3.6
UH	[100-180]	113.4	7.0	13.5
Total		840.6	51.7	100.0
BUG Rating		B1-U3-G1		

*Due to the constancy of product development, we reserve the right to alter all specification without prior notice.

CYCLOPS

CYCLOPS SHORT

BOLLARD



LAST UPDATE: 24-02-2025

Accessories



Ordering Code:
AUN-CON-0009-00
IP68 connection device,
cable diameter 5-9.5mm,
On-Off



Ordering Code:
AUN-CON-0010-00
IP68 connection device 3
pole, cable diameter
5-9.5mm, with distribution
block



Ordering Code:
AUN-CON-0013-00
IP68 connection device,
cable diameter 7-11.5mm,
On-Off



Ordering Code:
AUN-ACB-0001-00
Anchor bolt kit, bollard

*Due to the constancy of product development,
we reserve the right to alter all specification
without prior notice.

Unilamp Co., Ltd.
461 Ramintra Road, Kannayao, Bangkok 10230 Thailand
Tel : +66[0]2 943 2420-1, +66[0]2 946 4170-1
Fax : +66[0]2 943 2419
online@unilamp.co.th
www.unilamp.co.th