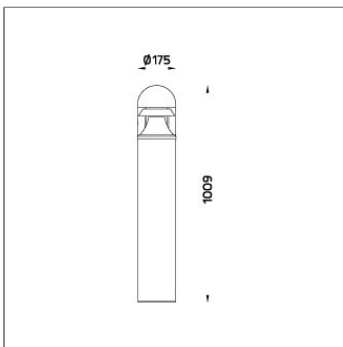




FUJI is a family of shielded bollard with symmetrical light distribution. FUJI is fitted with the latest generation of COB LED with exceptional color consistency. The family is also available in HID version and with E27 holder for Led retrofit lamps. It is generally installed in walkways, parks, commercial areas and open spaces. It provides general lighting for the residential areas where light pollution has to be controlled. The bollard height can be customized according to specific requirement. An anchorage unit is available as an accessory.



### Technical Data



|                       |                    |
|-----------------------|--------------------|
| Ordering Code :       | 7120-0-4-887-XX    |
| Lamp :                | LED                |
| CCT :                 | 3000 K             |
| CRI :                 | CRI >80            |
| SDCM :                | SDCM = 3           |
| Lamp Lumen :          | 3300 lm            |
| Luminaire Lumen :     | 1990 lm            |
| Lamp Wattage :        | 23 W               |
| Luminaire Wattage :   | 27 W               |
| Efficacy :            | 73 lm/W            |
| Ambient Temperature : | 50°C               |
| Lumen Maintenance     | L70B10 >90,000 h   |
| Controller :          | DIM 1-10V          |
| Input Voltage :       | 220-240Vac 50/60Hz |
| Net Weight :          | 6.40 kg.           |

#### Ordering code guide

XXXX-X-X-XXX-XX

B
D
















A
C
E

- A Product Code
- B Reflector
- C Electrical Component
- D Lamp
- E Color

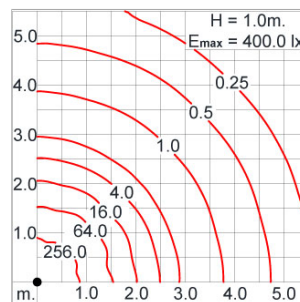
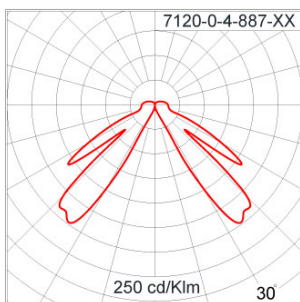


Icon definition

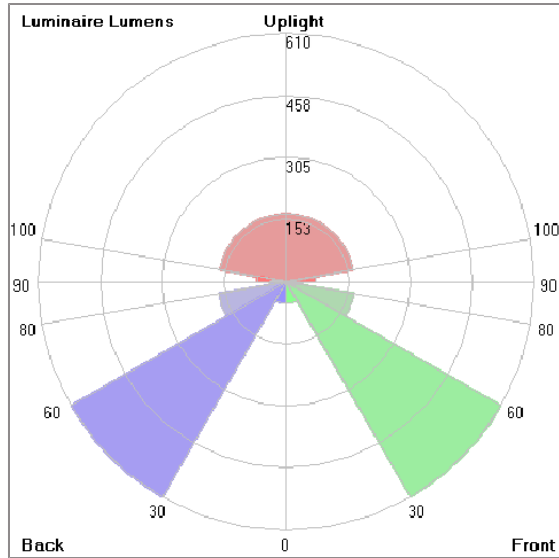
### Specification

|   |  |   |          |   |             |   |              |   |                    |   |          |
|---|--|---|----------|---|-------------|---|--------------|---|--------------------|---|----------|
| IEC Standard  | IEC 60598-1 General Requirement<br>IEC 60598-2-1 Fixed Luminaires  |   |          |   |             |   |              |   |                    |   |          |
| Protection  | IP65 Class II  |   |          |   |             |   |              |   |                    |   |          |
| IK Rating   | Protection against mechanical impact IK08 on body and IK10 optical part.   |   |          |   |             |   |              |   |                    |   |          |
| Luminaires Body Housing   | High-pressure die cast aluminum alloy body and components.<br>Extruded aluminum 56063 alloy body with low copper content.  |   |          |   |             |   |              |   |                    |   |          |
| Coating Process   | Nano Ceramic surface conversion, resistant to corrosive environment. Luminaire primarily coated with epoxy resin and top coated with UV stabilized polyester powder and cured in digital temperature controlled chamber at 200°C.  |   |          |   |             |   |              |   |                    |   |          |
| Diffuser  | Self-extinguishing high impact resistant clear polycarbonate diffuser with UV stabilized additive.   |   |          |   |             |   |              |   |                    |   |          |
| Reflector   | Glare shield slanted aluminum louvers.   |   |          |   |             |   |              |   |                    |   |          |
| Gasket  | Weather resistant silicone gasket. Working temperature -40°C to +200°C.  |   |          |   |             |   |              |   |                    |   |          |
| External Screws   | External screws are in stainless steel with protection grease.   |   |          |   |             |   |              |   |                    |   |          |
| Cable Entry   | Cable entry protected by weather proof grommet. To be used with HO5RN-F/ HO7RN-F cable with 6-13mm. diameter.  |   |          |   |             |   |              |   |                    |   |          |
| Led   | High efficiency LED module in COB technology. Assembled on MCPCB and mounted on to heat conductive material.   |   |          |   |             |   |              |   |                    |   |          |
| Driver  | High quality Dimmable Driver [1-10V] in constant current. Conform to applicable safety standards and electromagnetic compatibility.  |   |          |   |             |   |              |   |                    |   |          |
| Internal Wire   | Tinned copper conductor with silicone insulated internal wire. IMQ approved. Working temperature -40°C to +180°C.  |   |          |   |             |   |              |   |                    |   |          |
| Terminal Block  | Terminal block in GFR PA6.6 for cable with cross section up to 2.5 sqmm. VDE approved.   |   |          |   |             |   |              |   |                    |   |          |
| Pre-Wire Cable  | Pre-wired with 5-core cable for power [3x1 sqmm.] and dimming signal [2x0.35 sqmm.].<br>Equipped with anti-humidity kit.   |   |          |   |             |   |              |   |                    |   |          |
| Caution   | Installation work has to be carried on according to the enclosed installation manual.  |   |          |   |             |   |              |   |                    |   |          |
| Color   | <table border="0"> <tr> <td></td> <td>Black 01</td> </tr> <tr> <td></td> <td>Graphite 02</td> </tr> <tr> <td></td> <td>Dark Grey 03</td> </tr> <tr> <td></td> <td>Aluminum Silver 04</td> </tr> <tr> <td></td> <td>White 06</td> </tr> </table> |  | Black 01 |  | Graphite 02 |  | Dark Grey 03 |  | Aluminum Silver 04 |  | White 06 |
|  | Black 01   |   |          |   |             |   |              |   |                    |   |          |
|  | Graphite 02  |   |          |   |             |   |              |   |                    |   |          |
|  | Dark Grey 03   |   |          |   |             |   |              |   |                    |   |          |
|  | Aluminum Silver 04   |   |          |   |             |   |              |   |                    |   |          |
|  | White 06   |   |          |   |             |   |              |   |                    |   |          |

### Light Distribution



#### Bug Report



#### Lum. Classification System [LCS]

| LCS               | Zone      | %Lumens         | %Lamp       | %Lum         |
|-------------------|-----------|-----------------|-------------|--------------|
| FL                | [0-30]    | 54.3            | 1.6         | 2.7          |
| FM                | [30-60]   | 610.3           | 18.5        | 30.8         |
| FH                | [60-80]   | 168.3           | 5.1         | 8.5          |
| FVH               | [80-90]   | 40.3            | 1.2         | 2.0          |
| BL                | [0-30]    | 54.3            | 1.6         | 2.7          |
| BM                | [30-60]   | 610.3           | 18.5        | 30.8         |
| BH                | [60-80]   | 168.3           | 5.1         | 8.5          |
| BVH               | [80-90]   | 40.3            | 1.2         | 2.0          |
| UL                | [90-100]  | 71.8            | 2.2         | 3.6          |
| UH                | [100-180] | 166.0           | 5.0         | 8.4          |
| <b>Total</b>      |           | <b>1984.2</b>   | <b>60.0</b> | <b>100.0</b> |
| <b>BUG Rating</b> |           | <b>B1-U3-G1</b> |             |              |

#### Accessories



Ordering Code:  
AUN-CON-0011-00  
IP68 connection device,  
cable diameter 7.1-13mm,  
1-10V or DALI



Ordering Code:  
AUN-CON-0012-00  
IP68 connection device 5  
pole, cable diameter  
7.1-13mm, with distribution  
block , 1-10V or DALI



Ordering Code:  
AUN-CON-0014-00  
IP68 connection device,  
cable diameter 8-12.5mm,  
1-10V or DALI



Ordering Code:  
AUN-ACB-0001-00  
Anchor bolt kit, bollard