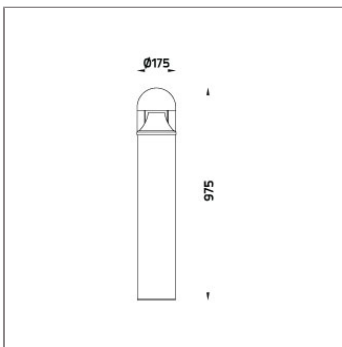




FUJI is a family of shielded bollard with symmetrical light distribution. FUJI is fitted with the latest generation of COB LED with exceptional color consistency. The family is also available in HID version and with E27 holder for Led retrofit lamps. It is generally installed in walkways, parks, commercial areas and open spaces. It provides general lighting for the residential areas where light pollution has to be controlled. The bollard height can be customized according to specific requirement. An anchorage unit is available as an accessory.



### Technical Data



Ordering Code :	7111-0-3-780-XX
Lamp :	HIT-CE
Socket :	G12
CCT :	3000-4200 K
Lamp Lumen :	3300 lm
Luminaire Lumen :	3300 lm
Lamp Wattage :	35 W
Luminaire Wattage :	35 W
Ambient Temperature :	25°C
Controller :	On-Off
Input Voltage :	220-240Vac 50/60Hz
Net Weight :	6.10 kg.

#### Ordering code guide

XXXX-X-X-XXX-XX

B
D



















A
C
E

- A Product Code
- B Reflector
- C Electrical Component
- D Lamp
- E Color

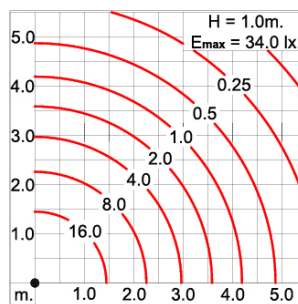
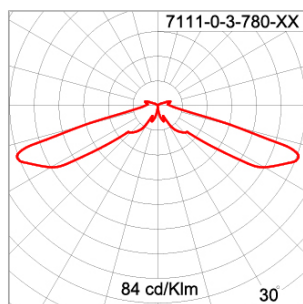


Icon definition

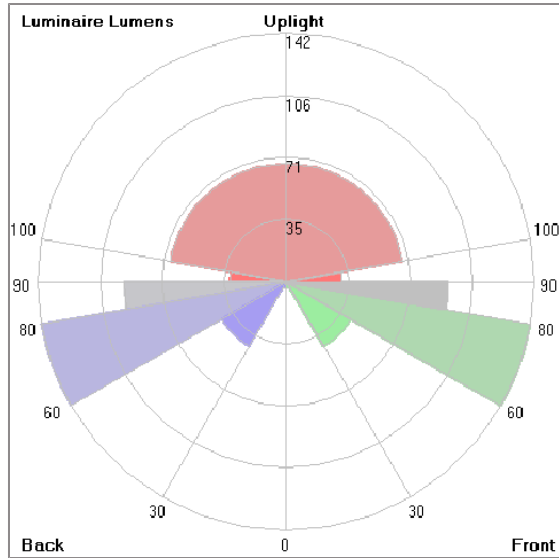
### Specification

IEC Standard	IEC 60598-1 General Requirement IEC 60598-2-1 Fixed Luminaires												
Protection	IP65 Class I												
IK Rating	Protection against mechanical impact IK08 on body and IK10 optical part.												
Luminaires Body Housing	High-pressure die cast aluminum alloy body and components. Extruded aluminum 56063 alloy body with low copper content.												
Coating Process	Nano Ceramic surface conversion, resistant to corrosive environment. Luminaire primarily coated with epoxy resin and top coated with UV stabilized polyester powder and cured in digital temperature controlled chamber at 200°C.												
Diffuser	Self-extinguishing high impact resistant clear polycarbonate diffuser with UV stabilized additive.												
Reflector	Glare shield slanted aluminum louvers.												
Gasket	Weather resistant silicone gasket. Working temperature -40°C to +200°C.												
External Screws	External screws are in stainless steel with protection grease.												
Cable Entry	Cable entry protected by weather proof grommet. To be used with HO5RN-F/ HO7RN-F cable with 6-13mm. diameter.												
Lamp Holder	G12 lampholder in ceramic body. VDE/ ENEC approved.												
Ballast	Electronic ballast for HID lamp. ENEC approved.												
Internal Wire	Tinned copper conductor with silicone insulated internal wire. IMQ approved. Working temperature -40°C to +180°C. HID control gear wired with double insulated silicone cable and compatible to be operated under ignition voltage up to 5KV.												
Terminal Block	Terminal block in GFR PA6.6 for cable with cross section up to 2.5 sqmm. VDE approved. Class1 luminaire provided with the earth connection.												
Caution	Installation work has to be carried on according to the enclosed installation manual.												
Color	<table border="0"> <tr> <td></td> <td>Black O1</td> </tr> <tr> <td></td> <td>Graphite O2</td> </tr> <tr> <td></td> <td>Dark Grey O3</td> </tr> <tr> <td></td> <td>Aluminum Silver O4</td> </tr> <tr> <td></td> <td>White O6</td> </tr> <tr> <td></td> <td>Wooden Brown O7</td> </tr> </table>		Black O1		Graphite O2		Dark Grey O3		Aluminum Silver O4		White O6		Wooden Brown O7
	Black O1												
	Graphite O2												
	Dark Grey O3												
	Aluminum Silver O4												
	White O6												
	Wooden Brown O7												

### Light Distribution



#### Bug Report



#### Lum. Classification System [LCS]

LCS	Zone	%Lumens	%Lamp	%Lum
FL	[0-30]	3.9	0.1	0.6
FM	[30-60]	42.5	1.3	6.4
FH	[60-80]	141.7	4.3	21.5
FVH	[80-90]	92.4	2.8	14.0
BL	[0-30]	3.9	0.1	0.6
BM	[30-60]	42.5	1.3	6.4
BH	[60-80]	141.7	4.3	21.5
BVH	[80-90]	92.4	2.8	14.0
UL	[90-100]	31.9	1.0	4.8
UH	[100-180]	67.2	2.0	10.2
<b>Total</b>		<b>660.1</b>	<b>20.0</b>	<b>100.0</b>
<b>BUG Rating</b>		<b>B1-U3-G1</b>		

#### Accessories



Ordering Code:  
AUN-CON-0009-00  
IP68 Water Tight  
Connecting Device, 3 Pole,  
Cable Diameter 5.0 –  
9.5mm.



Ordering Code:  
AUN-CON-0010-00  
IP68 Water Tight  
Connecting Device with  
Distribution block, 3 pole, 1  
input, 2 outputs, Cable  
Diameter 5.0 – 9.5mm.



Ordering Code:  
AUN-CON-0013-00  
IP68 Water Tight  
Connecting Device, 3 Pole,  
Cable Diameter 7 – 11.5mm.



Ordering Code:  
AUN-ACB-0001-00  
Anchor Bolt Kit for Bollard