


# DRIFT

## MINI FLAT DRIFT

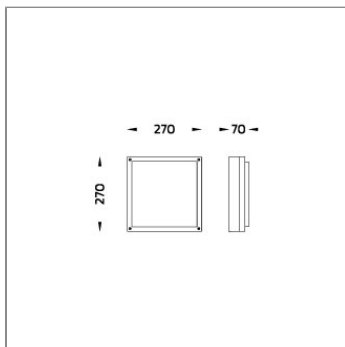
### WALL SURFACE MOUNT



LAST UPDATE: 24-03-2025



Square in shape DRIFT wall and ceiling lights have a rugged aluminium structure and impact resistant polycarbonate diffuser. The LED module is available with built-in microwave motion sensor and hi-low light function. The color temperature is 3000K or 4000K with choice of Dali option. The high protection rating of IP65 and IK09 allows DRIFT to be installed in the harshest outdoor environments. With the diffused light distribution, it provides good low glare general lighting to private and public areas. The front cover is available in various designs; moreover, DRIFT is available with the choice of six different colors.



## Technical Data



Ordering Code :	7024-0-5-807-XX
Lamp :	LED
CCT :	4000 K
CRI :	CRI >80
SDCM :	SDCM = 5
Luminaire Lumen :	940 lm
Luminaire Wattage :	11 W
Efficacy :	85 lm/W
Ambient Temperature :	50°C
Lumen Maintenance	L70B10 >36,000 h
Controller :	DALI
Input Voltage :	220-240Vac 50/60Hz
Net Weight :	2.00 kg.

### Ordering code guide

XXXX-X-X-XXX-XX	B	D
A	C	E
A	Product Code	
B	Reflector	
C	Electrical Component	
D	Lamp	
E	Color	



Icon definition

\*Due to the constancy of product development, we reserve the right to alter all specification without prior notice.

Unilamp Co., Ltd.  
461 Ramintra Road, Kannayao, Bangkok 10230 Thailand  
Tel : +66[0]2 943 2420-1, +66[0]2 946 4170-1  
Fax : +66[0]2 943 2419  
online@unilamp.co.th  
www.unilamp.co.th

# DRIFT
















## MINI FLAT DRIFT

### WALL SURFACE MOUNT

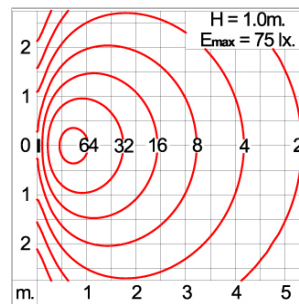
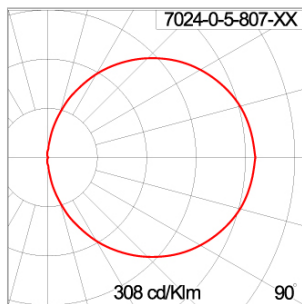


LAST UPDATE: 24-03-2025

#### Specification

IEC Standard	IEC 60598-1 General Requirement IEC 60598-2-1 Fixed Luminaires										
Protection	IP65 Class I										
IK Rating	Protection against mechanical impact IK10 on body and optical part.										
Luminaires Body Housing	High-pressure die cast aluminum alloy body and components.										
Coating Process	Nano Ceramic surface conversion, resistant to corrosive environment. Luminaire primarily coated with epoxy resin and top coated with UV stabilized polyester powder and cured in digital temperature controlled chamber at 200°C.										
Diffuser	Self-extinguishing high impact resistant opal polycarbonate diffuser with UV stabilized additive.										
Gasket	Weather resistant silicone gasket. Working temperature -40°C to +200°C.										
External Screws	External screws are in stainless steel with protection grease.										
Cable Entry	Cable entry protected by weather proof grommet. To be used with H05RN-F/ H07RN-F cable with 5-10mm. diameter.										
Led	High efficiency SMD LED module with built-in constant current LED driver. Replacable module for future upgrade or maintenance.										
Driver	High quality DALI Driver in constant current. Conform to applicable safety standards and electromagnetic compatibility.										
Internal Wire	Tinned copper conductor with PTFE insulated internal wire. IMQ approved. Working temperature -40°C to +250°C.										
Terminal Block	Terminal block in GFR PA6.6 for cable with cross section up to 2.5 sqmm. VDE approved. Class1 luminaire provided with the earth connection.										
Caution	Installation work has to be carried on according to the enclosed installation manual.										
Color	<table><tr><td></td><td>Black O1</td></tr><tr><td></td><td>Graphite O2</td></tr><tr><td></td><td>Dark Grey O3</td></tr><tr><td></td><td>Aluminum Silver O4</td></tr><tr><td></td><td>White O6</td></tr></table>		Black O1		Graphite O2		Dark Grey O3		Aluminum Silver O4		White O6
	Black O1										
	Graphite O2										
	Dark Grey O3										
	Aluminum Silver O4										
	White O6										

#### Light Distribution



# DRIFT

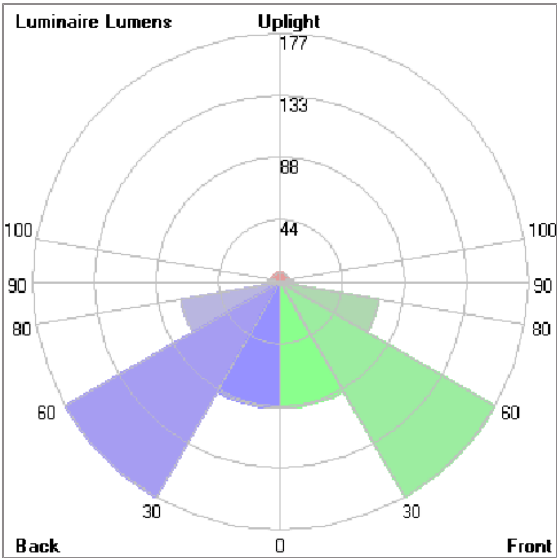
## MINI FLAT DRIFT

### WALL SURFACE MOUNT



LAST UPDATE: 24-03-2025

#### Bug Report



Lum. Classification System (LCS)				
LCS	Zone	%Lumens	%Lamp	%Lum
FL	[0-30]	89.9	8.0	12.7
FM	[30-60]	176.7	15.6	24.9
FH	[60-80]	71.7	6.3	10.1
FVH	[80-90]	9.6	0.8	1.4
BL	[0-30]	89.9	8.0	12.7
BM	[30-60]	176.7	15.6	24.9
BH	[60-80]	71.7	6.3	10.1
BVH	[80-90]	9.6	0.8	1.4
UL	[90-100]	6.9	0.6	1.0
UH	[100-180]	6.2	0.5	0.9
Total		708.9	62.5	100.0
BUG Rating		B0-U1-G0		

\*Due to the constancy of product development,  
we reserve the right to alter all specification  
without prior notice.