

# LUNA

## LUNA RAMP

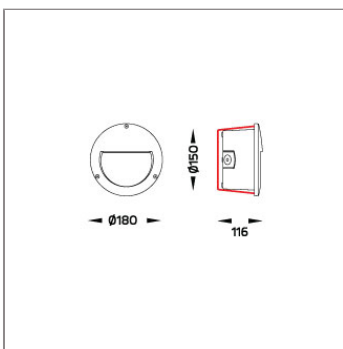
### WALL RECESSED



LAST UPDATE: 26-03-2025



LUNA is a range of round-shaped wall recessed luminaires with LED and compact fluorescent light sources. A good glare control allows it to be installed in most places where a comfortable illumination is needed. LUNA is available in four different front cover designs. It has a shallow housing and can be installed in either wall or step that have limited recessing depth. The high quality LED driver is integrated inside the luminaire for ease of installation. LUNA is frequently used to illuminate stairways, pathways and walls where a general or directional light is needed.



## Technical Data



|                       |                    |
|-----------------------|--------------------|
| Ordering Code :       | 6071-0-3-575-XX    |
| Lamp :                | LED                |
| CCT :                 | 3000 K             |
| CRI :                 | CRI >80            |
| SDCM :                | SDCM = 3           |
| Lamp Lumen :          | 1030 lm            |
| Luminaire Lumen :     | 250 lm             |
| Lamp Wattage :        | 7.7 W              |
| Luminaire Wattage :   | 10 W               |
| Efficacy :            | 25 lm/W            |
| Ambient Temperature : | 35°C               |
| Lumen Maintenance     | L80B10 >60,000 h   |
| Controller :          | On-Off             |
| Input Voltage :       | 220-240Vac 50/60Hz |
| Net Weight :          | 1.30 kg.           |

### Ordering code guide

XXXX-X-X-XXX-XX  
A B C D E

- A Product Code
- B Reflector
- C Electrical Component
- D Lamp
- E Color



Icon definition

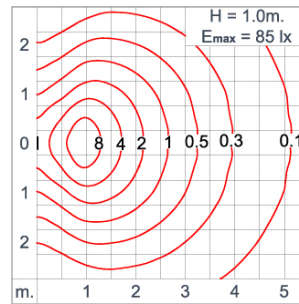
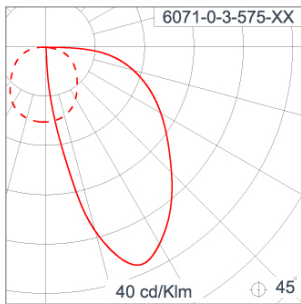
\*Due to the constancy of product development, we reserve the right to alter all specification without prior notice.

Unilamp Co., Ltd.  
461 Ramintra Road, Kannayao, Bangkok 10230 Thailand  
Tel : +66(O)2 943 2420-1, +66(O)2 946 4170-1  
Fax : +66(O)2 943 2419  
online@unilamp.co.th  
www.unilamp.co.th

### Specification

|   |  |   |          |   |             |   |              |   |                    |   |          |
|---|--|---|----------|---|-------------|---|--------------|---|--------------------|---|----------|
| IEC Standard  | IEC 60598-1 General Requirement<br>IEC 60598-2-2 Recessed Luminaires   |   |          |   |             |   |              |   |                    |   |          |
| Protection  | IP65 Class I   |   |          |   |             |   |              |   |                    |   |          |
| IK Rating   | Protection against mechanical impact IK08 on body and IK06 optical part.   |   |          |   |             |   |              |   |                    |   |          |
| Luminaires Body Housing   | High-pressure die cast aluminum alloy body and components.<br>Wall recessed housing made of GFR polymer.   |   |          |   |             |   |              |   |                    |   |          |
| Coating Process   | Nano Ceramic surface conversion, resistant to corrosive environment. Luminaire primarily coated with epoxy resin and top coated with UV stabilized polyester powder and cured in digital temperature controlled chamber at 200°C.  |   |          |   |             |   |              |   |                    |   |          |
| Diffuser  | Impact resistant safety tempered glass cover. Able to withstand the temperature up to 250°C.   |   |          |   |             |   |              |   |                    |   |          |
| Gasket  | Weather resistant silicone gasket. Working temperature -40°C to +200°C.  |   |          |   |             |   |              |   |                    |   |          |
| External Screws   | External screws are in stainless steel with protection grease.   |   |          |   |             |   |              |   |                    |   |          |
| Cable Entry   | Cable entry protected by weather proof grommet. To be used with HO5RN-F/ HO7RN-F cable with 6-13mm. diameter.  |   |          |   |             |   |              |   |                    |   |          |
| Led   | High efficiency LED module utilized chips from world renowned manufacturer. Assembled on MCPCB and mounted on to heat conductive material.   |   |          |   |             |   |              |   |                    |   |          |
| Driver  | High quality constant current LED driver. Conform to safety standard and electromagnetic compatibility standard.   |   |          |   |             |   |              |   |                    |   |          |
| Internal Wire   | Tinned copper conductor with silicone insulated internal wire. IMQ approved. Working temperature -40°C to +180°C.  |   |          |   |             |   |              |   |                    |   |          |
| Terminal Block  | Terminal block in GFR PA6.6 for cable with cross section up to 2.5 sqmm. VDE approved.<br>Class1 luminaire provided with the earth connection.   |   |          |   |             |   |              |   |                    |   |          |
| Caution   | Installation work has to be carried on according to the enclosed installation manual.  |   |          |   |             |   |              |   |                    |   |          |
| Color   | <table border="0"> <tr> <td></td> <td>Black O1</td> </tr> <tr> <td></td> <td>Graphite O2</td> </tr> <tr> <td></td> <td>Dark Grey O3</td> </tr> <tr> <td></td> <td>Aluminum Silver O4</td> </tr> <tr> <td></td> <td>White O6</td> </tr> </table> |  | Black O1 |  | Graphite O2 |  | Dark Grey O3 |  | Aluminum Silver O4 |  | White O6 |
|  | Black O1   |   |          |   |             |   |              |   |                    |   |          |
|  | Graphite O2  |   |          |   |             |   |              |   |                    |   |          |
|  | Dark Grey O3   |   |          |   |             |   |              |   |                    |   |          |
|  | Aluminum Silver O4   |   |          |   |             |   |              |   |                    |   |          |
|  | White O6   |   |          |   |             |   |              |   |                    |   |          |

### Light Distribution



# LUNA

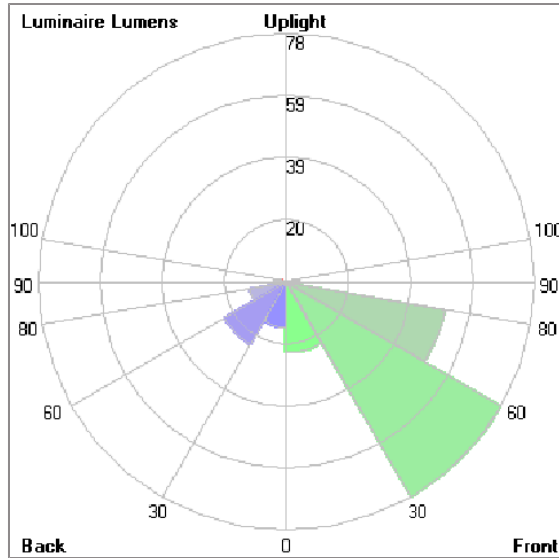
## LUNA RAMP

### WALL RECESSED



LAST UPDATE: 26-03-2025

#### Bug Report



#### Lum. Classification System [LCS]

| LCS        | Zone      | %Lumens  | %Lamp | %Lum  |
|------------|-----------|----------|-------|-------|
| FL         | [0-30]    | 22.3     | 2.2   | 10.7  |
| FM         | [30-60]   | 78.3     | 7.6   | 37.4  |
| FH         | [60-80]   | 50.7     | 4.9   | 24.2  |
| FVH        | [80-90]   | 4.3      | 0.4   | 2.1   |
| BL         | [0-30]    | 14.4     | 1.4   | 6.9   |
| BM         | [30-60]   | 22.7     | 2.2   | 10.8  |
| BH         | [60-80]   | 11.7     | 1.1   | 5.6   |
| BVH        | [80-90]   | 4.1      | 0.4   | 1.9   |
| UL         | [90-100]  | 0.9      | 0.1   | 0.4   |
| UH         | [100-180] | 0.0      | 0.0   | 0.0   |
| Total      |           | 209.4    | 20.3  | 100.0 |
| BUG Rating |           | BO-U1-G0 |       |       |

\*Due to the constancy of product development, we reserve the right to alter all specification without prior notice.

Unilamp Co., Ltd.  
461 Ramintra Road, Kannayao, Bangkok 10230 Thailand  
Tel : +66[0]2 943 2420-1, +66[0]2 946 4170-1  
Fax : +66[0]2 943 2419  
online@unilamp.co.th  
www.unilamp.co.th