

KUBIK

MINI KUBIK PROJECTOR



LAST UPDATE: 28-02-2025



KUBIK is a robust cube-shaped/rectangular-shaped spotlight/floodlight with LED and HID light source. The family offers ground/wall mount fixing, pole clamp and wall clamp array, indirect pole and indirect wall light. The front glass cover is flush to the luminaire housing thus dust and water are not accumulated. High-efficiency lenses and reflectors are used in this luminaire family. Aiming can be done through graduated scale by the tool. KUBIK is suitable to light up the object from short to medium distance for example bushes, plants, sculptures, flags, signboards, columns, building facets, playgrounds, open spaces etc. Full list of accessories is available as standard option.



Technical Data



| | |
|-----------------------|--------------------|
| Ordering Code : | 5941-B-3-901-XX |
| Lamp : | LED |
| Beam : | 20° |
| CCT : | 3000 K |
| CRI : | CRI >80 |
| SDCM : | SDCM = 3 |
| Lamp Lumen : | 1850 lm |
| Luminaire Lumen : | 1620 lm |
| Lamp Wattage : | 12 W |
| Luminaire Wattage : | 14 W |
| Efficacy : | 115 lm/W |
| Ambient Temperature : | 50°C |
| Lumen Maintenance | L70B10 >60,000 h |
| Controller : | On-Off |
| Input Voltage : | 220-240Vac 50/60Hz |
| Net Weight : | - kg. |

Ordering code guide

XXXX-X-X-XXX-XX

B
D

A
C
E

- A Product Code
- B Reflector
- C Electrical Component
- D Lamp
- E Color



Icon definition

*Due to the constancy of product development, we reserve the right to alter all specification without prior notice.

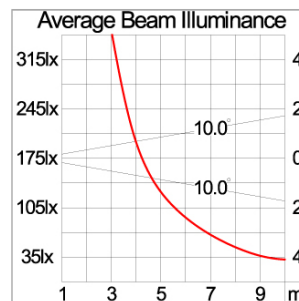
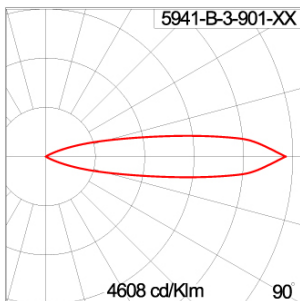
Specification

| | |
|-------------------------|---|
| IEC Standard | IEC 60598-1 General Requirement IEC 60598-2-1 Fixed Luminaires |
| Protection | IP66 Class I |
| IK Rating | Protection against mechanical impact IK08 on body and IK07 optical part. |
| Luminaires Body Housing | High-pressure die cast aluminum alloy body and components. |
| Coating Process | Nano Ceramic surface conversion, resistant to corrosive environment. Luminaire primarily coated with epoxy resin and top coated with UV stabilized polyester powder and cured in digital temperature controlled chamber at 200°C. |
| Diffuser | Impact resistant safety tempered glass cover. Able to withstand the temperature up to 250°C. Glass flushes to the front cover, no accumulation of dust and water. |
| Lens | Molded PC lens from renowned manufacturers in various light distribution patterns. |
| Adjustable Optic | Adjustable aiming unit through graduated scale. |
| Gasket | Post-cured treated silicone gasket. Temperature and weather resistant. Working temperature -40°C to +200°C. |
| External Screws | External screws are in stainless steel with protection grease. |
| Cable Entry | Cable entry protected by M20 cable gland. To be used with H05RN-F/ H07RN-F cable with 7-13mm. diameter. |
| Led | High efficiency LED module in COB technology. Assembled on MCPCB and mounted on to heat conductive material. |
| Driver | High quality constant current LED driver. Conform to safety standard and electromagnetic compatibility standard. |
| Internal Wire | Tinned copper conductor with silicone insulated internal wire. IMQ approved. Working temperature -40°C to +180°C. |
| Terminal Block | Terminal block in GFR PA6.6 for cable with cross section up to 2.5 sqmm. VDE approved. |
| Pre-Wire Cable | Pre-wired with 3x1.0 sqmm. H07RN-F neoprene cable. IMQ approved. Equipped with anti-humidity kit. |
| Caution | Installation work has to be carried on according to the enclosed installation manual. |

Color

| | | |
|---|---------------------|--|
|  | Black O1 | 2 TONE COLOR  White-Dark Grey 21  Silver-Dark Grey 22  Silver-Graphite 23 |
|  | Graphite O2 | |
|  | Dark Grey O3 | |
|  | Aluminium Silver O4 | |
|  | White O6 | |

Light Distribution




KUBIK

MINI KUBIK PROJECTOR



LAST UPDATE: 28-02-2025

Accessories



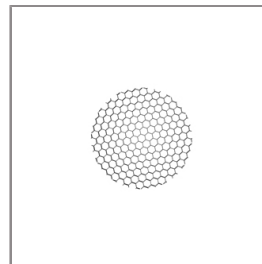
Ordering Code:
AUN-GHS-0015-XX
Glare shield cap



Ordering Code:
AUN-ESP-0005-00
Earth spike, GFR polymer



Ordering Code:
AUN-TRS-0005-00
Tree strap



Ordering Code:
AUN-GSH-0043-00
Honeycomb louver, COB,
pre-assembly from factory