

SONIC

MEDIUM SONIC – STAND

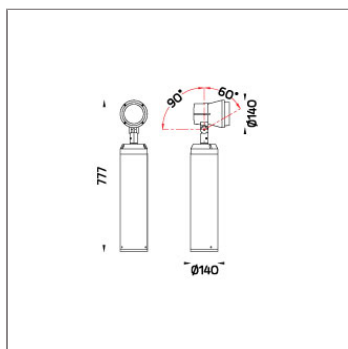
SPOTLIGHT



LAST UPDATE: 19-06-2025



SONIC is a huge family of spotlight/floodlight with LED, HID and retrofit light source. The family offers ground/wall mount fixing, pole clamp and wall clamp array, indirect pole and wall light. The wide ranges of accessories like glare shield unit, tree strap, earth spike and anchorage bolt kit makes SONIC customizable for most application. Available in three sizes with a choice of six colors. SONIC is fitted with COB LED with high CRI in 2700K, 3000K or 4000K color temperature with 3 SDCM. The front glass cover is flush to the luminaire housing thus dust and water are not accumulated. High specular reflectors are used in this luminaire family to achieve an outstanding light output ratio. Aiming can be done through graduated scale by tool. For ease of installation and improved thermal performance the control gear compartment is housed separately to the light engine. SONIC is an ideal choice to accentuate sculptures, walls, building facades, bushes and trees.



Technical Data



| | |
|-----------------------|--------------------|
| Ordering Code : | 5833-7-4-891-XX |
| Lamp : | LED |
| Beam : | 48° |
| CCT : | 4000 K |
| CRI : | CRI >80 |
| SDCM : | SDCM = 3 |
| Lamp Lumen : | 3390 lm |
| Luminaire Lumen : | 2360 lm |
| Lamp Wattage : | 23 W |
| Luminaire Wattage : | 27 W |
| Efficacy : | 87 lm/W |
| Ambient Temperature : | 40°C |
| Lumen Maintenance | L70B10 >90,000 h |
| Controller : | DIM 1-10V |
| Input Voltage : | 220-240Vac 50/60Hz |
| Net Weight : | 5.10 kg. |

Ordering code guide

XXXX-X-X-XXX-XX
A B C D E

A Product Code
B Reflector
C Electrical Component
D Lamp
E Color



Icon definition

*Due to the constancy of product development, we reserve the right to alter all specification without prior notice.

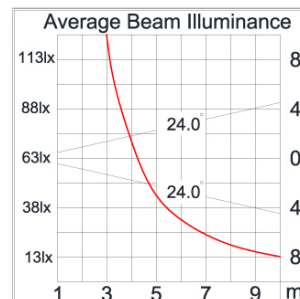
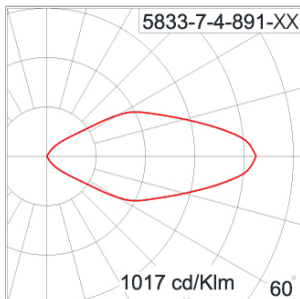
Unilamp Co., Ltd.
461 Ramintra Road, Kannayao, Bangkok 10230 Thailand
Tel : +66(0)2 943 2420-1, +66(0)2 946 4170-1
Fax : +66(0)2 943 2419
online@unilamp.co.th
www.unilamp.co.th

Specification

| | |
|-------------------------|--|
| IEC Standard | IEC 60598-1 General Requirement IEC 60598-2-1 Fixed Luminaires |
| Protection | IP65 Class II |
| IK Rating | Protection against mechanical impact IK08 on body and IK06 optical part. |
| Luminaires Body Housing | High-pressure die cast aluminum alloy body and components. Extruded aluminum S6063 alloy body with low copper content. |
| Coating Process | Nano ceramic surface conversion, resistant to corrosive environment. Luminaire primarily coated with epoxy resin and top coated with UV stabilized polyester powder and cured in digital temperature controlled chamber at 200°C. |
| Diffuser | Impact resistant safety tempered glass cover. Able to withstand the temperature up to 250°C. |
| Reflector | High performance anodized spun aluminum reflector. |
| Adjustable Optic | Adjustable aiming unit through graduated scale. |
| Gasket | Post-cured treated silicone gasket. Temperature and weather resistant. Working temperature -40°C to +200°C. |
| External Screws | External screws are in stainless steel with protection grease. |
| Cable Entry | Cable entry protected by weather proof grommet. To be used with HO5RN-F/ HO7RN-F cable with 6-13mm. diameter. |
| Led | High efficiency LED module in COB technology. Assembled on MCPCB and mounted on to heat conductive material. |
| Driver | High quality Dimmable Driver (1-10V) in constant current. Conform to applicable safety standards and electromagnetic compatibility. |
| Internal Wire | Tinned copper conductor with silicone insulated internal wire. IMQ approved. Working temperature -40°C to +180°C. Tinned copper conductor with PTFE insulated internal wire. IMQ approved. Working temperature -40°C to +250°C. |
| Terminal Block | Terminal block in GFR PA6.6 for cable with cross section up to 2.5 sqmm. VDE approved. |
| Pre-Wire Cable | Pre-wired with 5-core cable for power (3x1 sqmm.) and dimming signal (2x0.35 sqmm.). Equipped with anti-humidity kit. |
| Caution | Installation work has to be carried on according to the enclosed installation manual. |

| | |
|-------|--|
| Color | <div> <div></div> Black 01 <div></div> Graphite 02 <div></div> Dark Grey 03 <div></div> Aluminum Silver 04 <div></div> White 06 </div> |
|-------|--|

Light Distribution



Accessories



Ordering Code:
AUN-CON-0011-00
IP68 connection device,
cable diameter 7.1-13mm,
1-10V or DALI



Ordering Code:
AUN-CON-0012-00
IP68 connection device 5
pole, cable diameter
7.1-13mm, with distribution
block , 1-10V or DALI



Ordering Code:
AUN-CON-0014-00
IP68 connection device,
cable diameter 8-12.5mm,
1-10V or DALI



Ordering Code:
AUN-GHS-0025-00
Glare shield ring, COB



Ordering Code:
AUN-GHS-0002-XX
Glare shield cap



Ordering Code:
AUN-ACB-0007-00
Anchor bolt kit