

# MIRA

## MINI MIRA SQUARE – DOWN

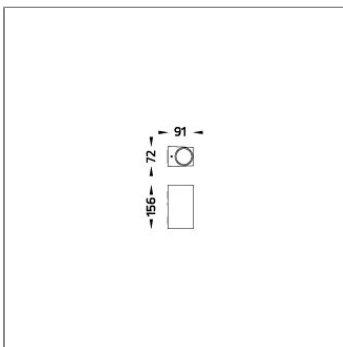
### WALL SURFACE MOUNT



LAST UPDATE: 18-06-2024



MIRA, a family of small wall light characterized by clear and clean-cut line available in round and square body. The housing is made from copper free enhanced LM6 die-cast aluminium with high corrosion resistant property. The front glass cover is flush to the luminaire housing thus dust and water are not accumulated. MIRA utilizes COB LED from industry renowned manufacturer and is available in 2700K, 3000K or 4000K, all are 3-step SDCM. The specular computer-aided-design reflector with spill light cut-off louver provides sharp light distribution on the surfaces.



## Technical Data



Ordering Code :	5160-F-3-901-XX
Lamp :	LED
Beam :	104°
CCT :	3000 K
CRI :	CRI >80
SDCM :	SDCM = 3
Lamp Lumen :	1090 lm
Luminaire Lumen :	810 lm
Lamp Wattage :	6.5 W
Luminaire Wattage :	8 W
Efficacy :	101 lm/W
Ambient Temperature :	40°C
Lumen Maintenance	L70B10 >60,000 h
Controller :	On-Off
Input Voltage :	220-240Vac 50/60Hz
Net Weight :	1.00 kg.

### Ordering code guide

XXXX-X-X-XXX-XX  
A B C D E

- A Product Code
- B Reflector
- C Electrical Component
- D Lamp
- E Color



Icon definition

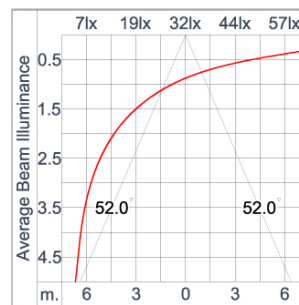
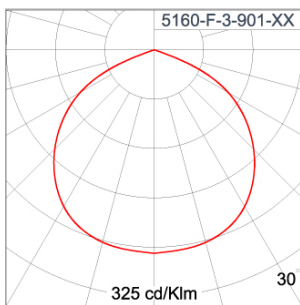
\*Due to the constancy of product development, we reserve the right to alter all specification without prior notice.

Unilamp Co., Ltd.  
461 Ramintra Road, Kannayao, Bangkok 10230 Thailand  
Tel : +66(0)2 943 2420-1, +66(0)2 946 4170-1  
Fax : +66(0)2 943 2419  
online@unilamp.co.th  
www.unilamp.co.th

### Specification

IEC Standard	IEC 60598-1 General Requirement IEC 60598-2-1 Fixed Luminaires												
Protection	IP66 Class I												
IK Rating	Protection against mechanical impact IK08 on body.												
Luminaires Body Housing	High-pressure die cast aluminum alloy body and components.												
Coating Process	Nano Ceramic surface conversion, resistant to corrosive environment. Luminaire primarily coated with epoxy resin and top coated with UV stabilized polyester powder and cured in digital temperature controlled chamber at 200°C.												
Diffuser	Impact resistant safety tempered glass cover. Able to withstand the temperature up to 250°C.												
Reflector	High performance metallized reflector.												
Gasket	Post-cured treated silicone gasket. Temperature and weather resistant. Working temperature -40°C to +200°C.												
External Screws	External screws are in stainless steel with protection grease.												
Cable Entry	Cable entry protected by weather proof TPE grommet and to be used with HO5RN-F/ HO7RN-F cable with 6-13mm. diameter.												
Led	High efficiency LED module in COB technology. Assembled on MCPCB and mounted on to heat conductive material.												
Driver	High quality constant current LED driver. Conform to safety standard and electromagnetic compatibility standard.												
Internal Wire	Tinned copper conductor with silicone insulated internal wire. IMQ approved. Working temperature -40°C to +180°C.												
Terminal Block	Terminal block in GFR PA6.6 for cable with cross section up to 2.5 sqmm. VDE approved. Class1 luminaire provided with the earth connection.												
Caution	Installation work has to be carried on according to the enclosed installation manual.												
Color	<table border="0"> <tr> <td></td> <td>Black O1</td> </tr> <tr> <td></td> <td>Graphite O2</td> </tr> <tr> <td></td> <td>Dark Grey O3</td> </tr> <tr> <td></td> <td>Aluminum Silver O4</td> </tr> <tr> <td></td> <td>White O6</td> </tr> <tr> <td></td> <td>Wooden Brown O7</td> </tr> </table>		Black O1		Graphite O2		Dark Grey O3		Aluminum Silver O4		White O6		Wooden Brown O7
	Black O1												
	Graphite O2												
	Dark Grey O3												
	Aluminum Silver O4												
	White O6												
	Wooden Brown O7												

### Light Distribution



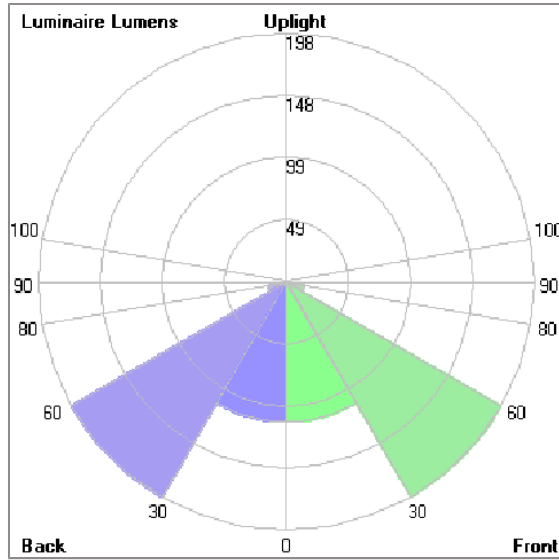
# MIRA

## MINI MIRA SQUARE – DOWN WALL SURFACE MOUNT



LAST UPDATE: 18-06-2024

### Bug Report



### Lum. Classification System [LCS]

LCS	Zone	%Lumens	%Lamp	%Lum
FL	[0-30]	111.5	11.6	17.2
FM	[30-60]	198.0	20.6	30.5
FH	[60-80]	14.5	1.5	2.2
FVH	[80-90]	0.1	0.0	0.0
BL	[0-30]	111.5	11.6	17.2
BM	[30-60]	198.0	20.6	30.5
BH	[60-80]	14.5	1.5	2.2
BVH	[80-90]	0.1	0.0	0.0
UL	[90-100]	< 0.05	0.0	0.0
UH	[100-180]	0.3	0.0	0.0
Total		648.5	67.4	100.0
BUG Rating		B1-U1-GO		

\*Due to the constancy of product development,  
we reserve the right to alter all specification  
without prior notice.